

AQUAMATIC

INSTALLATION COMPONENTS FOR THE WATER TREATMENT INDUSTRY



Trade Catalogue 2018

Welcome to the Aquamatic Trade Catalogue.

Aquamatic have a considerable history in installing water softeners and drinking water systems. For this reason we are well placed to select and supply a range of fittings and components suitable for the professional water treatment installer. We are aware that good quality products can reduce a number of unnecessary service calls as well as saving time and money on installations, but we also recognise that the product needs to be at a realistic price. To this end, the products on the following pages have been selected to meet this criteria. Quality is always the number one priority. This combined with our excellent and friendly service will mean that you will be pleased to do business with us for many years.

How to order

By phone 44 (0)1483 861599

Telephone orders are received personally from 9-00 am to 5-00 pm Monday to Friday. We are always closed on bank holidays.

By E-Mail.... sales@aquamatic.co.uk
For quick and efficient ordering.

By post

Please send your written order to
Aquamatic Products Ltd
Hydestile Stud
Hambledon Road
Hydestile
Godalming
Surrey
GU8 4DE
UK

Next day delivery

All orders received by 2pm are despatched the same day. Parcels are sent by Next Day Service. We charge a fixed price of £13-00 for UK mainland delivery. Overseas orders are charged at cost. Smaller packages can be posted, postage and packaging will be charged at cost. Orders over £250 exc VAT will be delivered CARRIAGE FREE (to the UK mainland only). Excludes Franke products unless ordered with other goods.

Collecting your order

You are welcome to come and collect goods. Please telephone or email your order through first and we will have your goods packed and ready for you.

Catalogue

Further unpriced copies of the catalogue can be downloaded from our website.
www.aquamatic.co.uk

Also available on request we can supply unpriced versions for you to use with your customers.

Prices

Prices are in GBP, are trade nett and exclude VAT & carriage which is chargeable at the current rate. We try to maintain the printed prices for the life of the catalogue, but due to the continued unsettled financial climate, prices may change at any time without notice. Products with part numbers in **red** may have to be ordered.

Stock

Most items in this catalogue are available from stock. Items with part numbers in **red** may have to be ordered.

Payment

Payment terms are cash with order unless otherwise agreed in writing. We also accept major credit cards.

Satisfaction Guarantee

If you are not completely satisfied with anything you buy from us simply return it and we will exchange it or refund your money.




Full Flow Ball Valves



These valves are extremely popular as they have been designed to our exact specification for use when installing softeners. Here are some of the useful features that we have designed into them.

- Smallest possible profile for a full bore valve
- Metal levers long enough to provide easy operation
- Silky smooth easy action
- Fully compatible with our tees and hoses
- Universal colouring and labelling across the entire range for easy customer identification
- All WRAS approved

Listed here are the individual valves, by-pass packs and sets are over the page.



B505 22mm Full Flow Valve
 B534 22mm x 3/4" Full Flow Valve
 B881 28mm x 1" Full Flow Valve

B512 15mm Full Flow Valve
 B537 15mm x 3/4" Full Flow Valve
 B882 28mm x 28mm Full Flow Valve



WRAS Approval

Unless stated otherwise, all items in a box with the WRAS logo shown here, have been tested and approved by WRAS

By-pass Tees

Here is a product that will transform your installations.

These Tees have a check valve built into one of them to save cost and space. They can be used in a variety of configurations - see examples - all of which are quick to assemble in the minimum amount of space and time. They are shown here in just a few of the many configurations. The right hand picture shows how you can use a further Tee to provide an outlet for a hard water supply for example.



Here are just a few of the benefits:

Price advantage - less than a check valve and 2 Tees.

Time saving - less components to assemble.

Space saving - considerably smaller than conventional arrangement.

All nickel plated for a smarter installation.


Conveniently grouped close together for easier customer identification and operation.

All have WRAS approval.

Available in 15mm & 22mm

The above pictures of a typical bypass arrangement show the progress we have made in constantly finding and developing products to make your installations easier, quicker, and more cost effective. They are available as a pair of Tees with integral check valve, single Tee only or as a pack with the by-pass valves.

15mm By-pass Tees



B840 Pair 15mm By-pass Tees W/Check
B840-1 15mm By-pass Tee Only

22mm By-pass Tees



B841 Pair 22mm By-pass Tees W/Check
B841-1 22mm By-pass Tee Only

15mm By-pass Set


The valves in this by-pass set are of the very best quality. We have found over the years that since the by-pass set is one of the most important parts of the installation it is worth spending a few pence more.

These valves have a large bore size for high flow rate and will not scale up or let by in the years to come. Connections are 15mm compression x 3/4" B.S.P. for connection to our hose fittings with the by-pass valve being 15mm C X C. Supplied with labelled levers and customer instruction label. Also available as a pack with tees - B842.



15mm By-pass Set

B30 15mm copper x hose by-pass set.



B30 15mm By-pass Set Chrome

15mm By-pass Pack

Same as B30 plus a pair of tees with check valve.



B842 15mm By-pass Pack




Full Flow By-pass Sets and Packs

A full range of 15, 22 and 28mm by-pass sets and packs using the new full flow valves and tees shown on the previous pages. They all feature the same colour coding and labelling so that you have a complete matching 'family' of valves.

All are individually labelled and have a customer instruction label as well.

15mm Full Flow

B538 15mm copper x hose by-pass set.




B538

B538 15mm C x H Full Flow By-pass Set

15mm Full Flow By-pass Pack

Same as B538 plus a pair of tees with check valve.



B873

B873 15mm Full Flow By-pass Pack

22mm Full Flow

B535 22mm copper x hose by-pass set.



B535

B535 22mm C x H Full Flow By-pass Set

22mm Full Flow By-pass Pack

Same as B535 plus a pair of tees with check valve.



B843

B843 22mm By-pass Pack

28mm Full Flow

B883 28mm copper x hose (1") by-pass set.



B883

B883 28mm C x H Full Flow By-pass Set



All of the components in our bypass sets & packs have WRAS approval

Hose Assemblies

We have our own hose assembly equipment which means that we can make custom made hoses quickly if required in either plastic or stainless braided. It also means we have a more reliable stock situation. By sourcing quality materials and investing in high pressure test equipment we can be sure of the integrity of our products. If you have a requirement for any hose assembly that is not listed on the next page, please call with your specifications for a quote.



All of our hose assemblies have WRAS approval

Hose Packaging

Unless requested otherwise, we are now supplying our pairs of hoses packed in a long bag with a header card with Euro slot. This will make it a lot easier for you to store these items as you will be able to hang them on hooks and to identify what's in each pack. The header card will also have the length and part number on as well.

Pre-assembled Hoses

The standard hoses here are available in either 10mm or 12mm with one straight connector and one bent connector. 10mm has plastic fittings with captive washers whilst 12mm has brass fittings with plastic nuts. Supplied as a pair. Various lengths available. Not recommended for use with hot water, use the stainless hoses for this.



We can supply any pre-assembled hoses to order. Just ring with your requirements and we will be happy to quote.

10mm Straight x Bent



H146 Pair 10mm Hoses 1.25M
H147 Pair 10mm Hoses 1.0M

12mm Straight x Bent



H834 Pair 12mm Hoses 2.0M
H148 Pair 12mm Hoses 1.25M
H835 Pair 12mm Hoses 1.0M
H781 Pair 12mm Hoses 0.75M


SEE PAGE 42 FOR OUR GUIDE TO HOSES AND ASSOCIATED FITTINGS

13mm Stainless Hoses



All with 3/4" nickel plated brass end fittings and nuts. 13mm bore for standard installations. Various lengths and formats available. Suitable for use on hot water. **We can supply any pre-assembled hoses to order. Just ring with your requirements and we will be happy to quote.**

13mm Straight x Bent



- H786 Pair 13mm S/less Hoses St x B 1.5M
- H782 Pair 13mm S/less Hoses St x B 1.25M
- H783 Pair 13mm S/less Hoses St x B 1.0M
- H784 Pair 13mm S/less Hoses St x B 0.75M
- H785 Pair 13mm S/less Hoses St x B 0.5M

13mm Bent x Bent



- H980 Pair 13mm S/less Hoses B x B 1.5M
- H979 Pair 13mm S/less Hoses B x B 1.25M
- H978 Pair 13mm S/less Hoses B x B 1.0M
- H977 Pair 13mm S/less Hoses B x B 0.75M
- H976 Pair 13mm S/less Hoses B x B 0.5M

13mm Straight x Straight



- H973 Pair 13mm S/less Hoses St x St 1.25M
- H972 Pair 13mm S/less Hoses St x St 1.0M
- H971 Pair 13mm S/less Hoses St x St 0.75M
- H970 Pair 13mm S/less Hoses St x St 0.5M

19mm Stainless Hoses



All with 3/4" nickel plated brass end fittings and nuts. 19mm bore hi-flow installations. Various lengths and formats available. Suitable for use on hot water. **We can supply any pre-assembled hoses to order. Just ring with your requirements and we will be happy to quote.**

19mm Straight x Bent



- H775 Pair 19mm S/less Hoses St x B 1.5M
- H769 Pair 19mm S/less Hoses St X B 1.25M
- H772 Pair 19mm S/less Hoses St X B 1.0M
- H773 Pair 19mm S/less Hoses St X B 0.75M
- H774 Pair 19mm S/less Hoses St X B 0.50M

19mm Bent x Bent



- H981 Pair 19mm S/less Hoses B x B 1.5M
- H829 Pair 19mm S/less Hoses B x B 1.25M
- H830 Pair 19mm S/less Hoses B x B 1.0M
- H831 Pair 19mm S/less Hoses B x B 0.75M
- H832 Pair 19mm S/less Hoses B x B 0.5M

19mm Straight x Straight



- H825 Pair 19mm S/less Hoses St x St 1.25M
- H826 Pair 19mm S/less Hoses St x St 1.0M
- H827 Pair 19mm S/less Hoses St x St 0.75M
- H828 Pair 19mm S/less Hoses St x St 0.5M

25mm Stainless Hoses




1" hoses for larger softeners. These are 25mm bore with 1" connections and supplied with fibre washers. **We can supply any pre-assembled hoses to order. Just ring with your requirements and we will be happy to quote.**



25mm Straight x Bent

- H984 Pair 25mm S/less Hoses St x B 1.5M
- H767 Pair 25mm S/less Hoses St x B 1.25M
- H833 Pair 25mm S/less Hoses St x B 1.0M
- H768 Pair 25mm S/less Hoses St x B 0.75M



25mm Bent x Bent


- H989 Pair 25mm S/less Hoses B x B 1.5M
- H988 Pair 25mm S/less Hoses B x B 1.25M
- H987 Pair 25mm S/less Hoses B x B 1.0M
- H986 Pair 25mm S/less Hoses B x B 0.75M

Standard 15mm Fitting Kits

15mm fitting kit suitable for the installation of most water softeners. Contains all the components necessary for the D.I.Y. or trade installer. With pre-made hoses for easier installation. Contains the following items:-

- 1 x Pair of 12mm Hoses (see below for length options)
- 1 x B30 Chrome By-Pass set
- 1 x B840 Pair By-Pass Tees W/Check
- 1 x S182 Clip for Drain
- 3m Drain Hose
- 4 x P155 Washer

All components except drain hose have WRAS approval



- K221 15mm Fitting Kit 1.25M
- K267 15mm Fitting Kit 1.0M
- K271 15mm Fitting Kit 0.75M

15mm Fitting Kit with Plumbing out kit

This kit comprises:- All of the above plus a plumbing out kit (plumbing out kit is not WRAS approved)

- K269 15mm Fitting Kit w/p-out 0.75M

15mm Fitting Kit with 3/8 Drain

This kit comprises:- pair of 12mm hoses 1.25M, a 15mm bypass pack with tees and check valve, 5M of 3/8 drain tube, 2M of overflow hose, 4 washers, a plumbing out kit, a pipe cover for the overflow and 5 clips for drain tube. (plumbing out kit is not WRAS approved)


- K200 15mm Fitting Kit with 3/8 drain

Hi-flo 15mm Fitting Kits

15mm fitting kit suitable for properties with a combi boiler. Contains all the components necessary for the D.I.Y. or trade installer. With pre-made hoses for easier installation. Contains the following items:-

- 1 x Pair of 12mm Hoses
- 1 x B538 Full Flow By-Pass set
- 1 x B840 Pair By-Pass Tees W/Check
- 1 x S182 Clip for Drain
- 3m Drain Hose
- 4 x P155 Washer

All components except drain hose have WRAS approval



- K291 15mm Hi-flo Fitting Kit 0.75M

15mm Hi-flo Fitting Kit with Plumbing out kit

This kit comprises:- All of the above plus a plumbing out kit (plumbing out kit is not WRAS approved)

- K299 15mm Hi-flo Fitting Kit w/p-out 0.75M

15mm Hi-flo Kit with 3/8 Drain

This kit comprises:- A pair of 12mm hoses 1.25M, a 15mm Hi-flo bypass pack with tees and check valve, 5M of 3/8 drain tube, 2M of overflow hose, 4 washers, a plumbing out kit, a pipe cover for the overflow and 5 clips for drain tube. (plumbing out kit is not WRAS approved)

- K201 15mm Hi-flo Fitting Kit with 3/8 drain



All of the components in our fitting kits have WRAS approval except for drain fittings and drain hose

TAILOR MADE KITS


We are happy to supply any kits made to your requirements. Specify what you would like included in the kit and we will be happy to quote.

22mm Fitting Kits

This kit has been assembled for the installation of water softeners on direct mains systems which are becoming more popular. It contains the following components:-

- 1 x Pair 19mm Stainless Hoses (3 length options)
- 1 x B535 22mm Full Flow by-pass set
- 1 x B841 Pair 22mm By-Pass Tees
- 1 x 3M Drain Hose
- 4 x P155 Washer
- 2 x B876 Fibre Washer
- 1 x S182 Clip for Drain

All components except drain hose have WRAS approval



- K233 22mm Fitting Kit 1.25M
- K262 22mm Fitting Kit 1.0M
- K270 22mm Fitting Kit 0.75M

22mm Fitting Kit with Plumbing out kit

This kit comprises:- All of the above plus a plumbing out kit (plumbing out kit is not WRAS approved)

- K259 22mm Fitting Kit w/p-out 0.75M

22mm Fitting Kit with 3/8 Drain

This kit comprises:- Pair of 19mm ss hoses 1.25M, 22mm bypass pack w/tees and check valve, 5 M of 3/8 drain tube, 2 M of overflow hose, 4 washers, 2 fibre washers, a plumbing out kit, a pipe cover for the overflow and 5 clips for drain tube. (plumbing out kit is not WRAS approved)

- K202 22mm Installation Kit with 3/8 drain

Fitting Kit Packaging

We are now packing all fitting kits in boxes. This gives a much more professional appearance to your customers and is easier to stack and identify in your stores. If you would prefer your kits in plastic bags instead please advise us when ordering.

28mm Fitting Kits

All full flow components for the highest flow rate on plumbing systems with 28mm pipework and softeners with 1" connections. Kit contains the following components:-

- 1 x Pair 25mm Stainless Hoses with 4 x Fibre Washers
- 1 x B883 28mm Full flow Bypass Set
- 1 x 3M Drain Hose
- 1 x B877 28mm Check Valve
- 2 x B818 28mm Compression Tees
- 1 x S182 Clip for Drain

All components except drain hose have WRAS approval



- K258 28mm Fitting Kit 1.0M

28mm Fitting Kit with Plumbing out kit

This kit comprises:- A pair of 25mm ss hoses 1.25M, 28mm bypass set, 2 compression tees, 28mm check valve, 6M of drain/overflow hose, 4 fibre washers, a plumbing out kit, a pipe cover for the overflow 2 clips and 10 clips for the drain hose. (plumbing out kit is not WRAS approved)

- K203 28mm FittingKit w/Plumbing out Kit



Inlet Hose



This special food grade re-inforced hose has now been in use for many years and is the hose of choice for water softeners. Supplied in white for neat and presentable installations, it has a black Hytrel liner to prevent the formation of bacteria. Available in 10mm, 12mm, and 19mm (30M rolls). We do not recommend this for hot water.



H141
10mm



H142
12mm



H149
19mm

H141 10mm Inlet Hose 30M Roll

H142 12mm Inlet Hose 30M Roll

H149 19mm Inlet Hose 30M Roll

Drain Hose

H140. This is an unreinforced P.V.C. hose supplied in white to match inlet hoses and is suitable for drain and overflow applications on most water softeners. Use standard 12mm hose fittings and clips.

Heavy Duty Drain Hose

H145. This is a heavy duty version of the drain hose which has a thicker wall and is therefore much more resistant to kinking. You need to use the larger clips, S183 or S184L.



H140



H145

H140 Drain Hose 30M Roll

H145 Heavy Duty Drain Hose 30M Roll

John Guest Tube



We now have in stock John Guest drinking water tube in both 3/8" and 1/4". Both are available in white or blue on 500' (150 metre) rolls. Also 1/4" red is available. This is the perfect tube for R.O.s and drinking water systems.



H849 1/4" JG Tubing Red 500' Roll

H850 1/4" JG Tubing White 500' Roll

H851 1/4" JG Tubing Blue 500' Roll

H852 3/8" JG Tubing White 500' Roll

H853 3/8" JG Tubing Blue 500' Roll

Drinking Water Tube



This type of tube as well as being much more flexible and resistant to cracking has a black Hytrel liner (the same as that used in the inlet hoses) to prevent the formation of bacteria. Available in 3/8" and 1/4". Supplied in white on 30M rolls.



H144
1/4"



H143
3/8"

H143 3/8" Drinking Water Tube 30M Roll

H144 1/4" Drinking Water Tube 30M Roll

SEE PAGE 14 FOR HOSE AND TUBE CUTTERS

Tube Inserts

3/8" and 1/4" tube inserts now only available in plastic



P642


F288

F288 Plastic Tube Insert for 3/8" Tube

P642 Plastic Tube Insert for 1/4" Tube

'O' Clips

A quick professional clip for securing hoses to fittings. Use 5/8" for 10mm inlet and drain hose connections and 3/4" for 12.5mm inlet hose connections. 25-28mm is for hi-flow inlet hose.



- S180 5/8" 'O' Clip
- S181 3/4" 'O' Clip
- S752 25-28 'O' Clip

'1 Ear' Clips

We have selected these clips for use with our high pressure inlet hoses. The unique design ensures a full 360 degree contact with the fitting. Use the special tool shown (T702) for fast easy operation, simply squeeze the fitting fully closed and it will then release to leave approx 1mm gap for normal expansion and movement.



- S753 '1 Ear' Clip for 10mm Hose
- S754 '1 Ear' Clip for 12mm Hose

Normal Closing Pincer

T702. Use this tool for closing both 'O' clips and '1 ear' clips above. Can also be used to remove clips if required.



- T702 Normal Closing Pincer

Herbie Clips

These clips are ideal for drain hoses. They are quick and simple to use, can be reused and will not corrode, thoroughly recommended.



- S184 Herbie Clip for Drain Hose
- S184L Large Herbie Clip for H/D Drain Hose

Pipe Covers

S760. Particularly useful for tidying the overflow pipe. Fits 15mm pipes. Not suitable for HD drain hose.



- S760 Pipe Cover (box of 50)

Worm Drive Clips

Standard worm drive hose clips. 8-16mm is suitable for drain hose connections and 16-22mm is suitable for inlet hose connections.



- S182 8-16mm Worm Drive Clip
- S183 16-22mm Worm Drive Clip
- S751 28-32mm Worm Drive Clip

Stainless Worm Drive Clips

Same as above but all stainless steel. 8-16mm (S192) and 16-22mm (S193).



- S192 8-16mm Stainless Worm Drive Clip
- S193 16-22mm Stainless Worm Drive Clip

Flexible Driver

Flexible driver specifically for worm drive hose clips. The socket end with flexible shaft means you will be able to apply ample pressure at any angle without the usual slipping.



- T711 Flexible Driver For Worm Drive Clips

Nail Clips

These clips are excellent quality with hardened nails. Available in 9mm and 16mm for 3/8" drinking tube and drain hose respectively. 22mm version also available.



- S185 9mm Nail Clips (box 100)
- S186 16mm Nail Clips (box 100)
- S219 22mm Nail Clips (box 100)

Pin Plugs

Pin plugs for nail clips S761

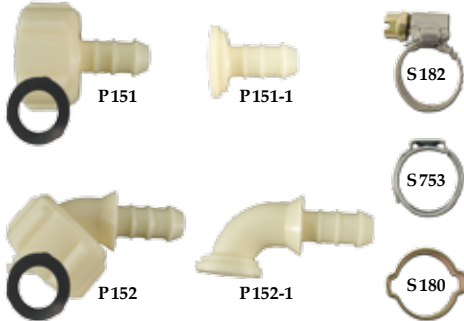


- S761 Nail Plug (box 200)

10mm Hose Components

10mm Inlet Hose Connectors

Simply assemble using washing up liquid or silicone spray and secure with any of the clips shown. Available with or without nut and washer. Spare nuts and washers are also available as are screened filter washers (P157).



- P151 10mm Hose Conn Str w/nut & washer
- P152 10mm Hose Conn Bent w/nut & washer
- P151-1 10mm Hose Conn Str Fitting only
- P152-1 10mm Hose Conn Bent Fitting only

10mm Hose Conns w/captive Washer


P660 and P661. These are now very popular fittings. They have a much better nut and the washers are attached to the fitting. Please note that the nuts do not interchange on these fittings. They are not suitable for use with filter washers.



- P660 10mm H/C Str w/nut & captive washer
- P661 10mm H/C Bnt w/nut & captive washer

10mm Hose Fittings

Various fittings for use with 10mm inlet hose.




- B33 15mm Copper x 10mm Hose Adaptor
- P602 10mm Hose Elbow
- P603 10mm Hose Tee
- P628 10mm Hose Coupling

12mm Hose Components

12mm Inlet Hose Connectors

Simply assemble using washing up liquid or silicone spray and secure with any of the clips shown. Available with or without nut and washer. Spare nuts and washers are also available as are screened filter washers (P157).



- P154 12mm Hose Conn Bent
- P154-1 12mm Hose Conn Bent Fitting only

12mm Hose Conns w/captive Washer


P638 and P639. These are now very popular fittings. They have a much better nut and the washers are attached to the fitting. Please note that the nuts do not interchange on these fittings. They are not suitable for use with filter washers.



- P638 12mm H/C Str w/nut & captive washer
- P639 12mm H/C Bnt w/nut & captive washer

12mm Hose Fittings

Various fittings for use with 12mm inlet hose & drain hose. Use 5/8 clip for drain hose & 3/4 clip for inlet hose.




- B34 15mm Copper x 12mm Hose Adaptor
- P160 12mm Hose Coupling
- P161 12mm Hose Elbow
- P601 12mm Hose Tee
- P961 15mm Speedfit x 12mm Hose

SEE PAGE 42 FOR OUR GUIDE TO HOSES AND ASSOCIATED FITTINGS

12mm Brass Hose Connectors

Brass fittings for use with 12mm inlet hose. Nut is the popular deep version.



- B860** 12mm Brass H/C Bent Fitting Only
- B861** 12mm Brass H/C Str Fitting Only
- B862** 12mm Brass H/C Nut

19mm Hose Components

19mm Inlet Hose Connectors


Use these fittings with H149 19mm inlet hose. Fittings, nuts and washers all sold separately. Secure with 'O' clip (S752) 2 recommended.



- P155** Hose Conn Washer
- P632** 19mm Hose Conn Bent Fitting only
- P633** 19mm Hose Conn Str Fitting only
- P634** 3/4" Black nut for 19mm Fittings

19mm Brass Hose Connectors


Use these fittings with H149 19mm inlet hose. Fittings, nuts and washers all sold separately. Secure with 'O' clip (S752) 2 recommended.



- B811** 19mm Brass H/C Str Fitting only
- B812** 19mm Brass H/C Bent Fitting only
- B813** Brass Nut for 19mm Fittings
- B876** 3/4" Fibre Washer
- P155** Hose Conn Washer

Nipples


Useful fittings for connecting to female components or joining hoses.



- P156** 3/4" Short Nipple
- P165** 3/4" x 1/2" Short Nipple

Nuts

3/4" nuts. P158 can be used with most of the 3/4" fittings on this page. P903 is for use with any fitting except 19mm fittings and the bent 12mm fitting. P904 has a larger hole and is the recommended nut for 19mm fittings and 12mm bent.



- P158** 3/4" Deep Hose Conn Nut
- P903** 3/4" Nut Small Hole
- P904** 3/4" Nut Large Hole


Washers 3/4"



Rubber washer for use with any of our fittings. Fibre washers normally used where the hose connector and the component that it is being connected to are both metal.

Filter Washers

These can be used with any of the 3/4" fittings except ones with captive washers.



- B876** 3/4" Fibre Washer
- P155** 3/4" Rubber Hose Conn Washer
- P157** 3/4" Screened Filter Washer
- P942** 3/4" Silicone Washer

Washers 1"



- P955** 1" Fibre Washer
- P956** 1" Rubber Washer

1/2" Fittings

P678 & P679. These fittings are for use with 12mm hose or drain hose. Some Autotrol valves have 1/2" male connections and these are the fittings to use.



- P678** 1/2" Hose Conn Bent w/nut & washer
- P679** 1/2" Hose Conn Str w/nut & washer

Blanking Discs

Use these discs to cap off by-pass valves when softeners are removed. You will need P158 nut and P155 washer.



- P629** 3/4" Blanking Disc

Small Tube Cutter

Small cutter for use on all 3/8" and 1/4" tubes.



T704 Small Tube Cutter

Hose and Tube Cutter

Large hose cutter is for use on all of our hoses and tubes.



T703 Large Hose Cutter

JG Hose and Tube Cutter

Large hose cutter made by John Guest is for use on all of our hoses and tubes.



T705 Large JG Hose Cutter

T.D.S. Meter

Pocket TDS meter. Features temperature function and hold facility as well as a leatherette case.



T709 Pocket TDS Meter

Tank Air Gauge

T707. Very accurate simple gauge for testing the air pressure in R.O. storage tanks.



T707 R.O. Tank Air Gauge

Pressure Test Kit

Simple test kit utilising our liquid filled gauge. Fittings included allow for connection to outside taps, hoses, or washing machine/appliance valves.



T710 Pressure Test Kit

Faucet Tools

Faucet installation tool

B514 is purpose made for installing faucets. The unusual style makes it easy and quick to use, even in the tightest spots.



B514 Faucet Installation Wrench

Faucet Box Spanner

B515 is a useful box spanner for installing faucets. Comes with a bar, but is sometimes easier to use an adjustable wrench to turn it.



B515 Faucet Installation Box Spanner

Monobloc Spanners

A useful set of box spanners for installing most types of monobloc mixer taps. 3 pieces (6 sizes) + bar.



T716 Monobloc Spanner Set

Normal Closing Pincer

T702. Use this tool for closing both 'O' clips and '1 ear' clips above. Can also be used to remove clips if required.



T702 Normal Closing Pincer

Flexible Driver

Flexible driver specifically for worm drive hose clips. The socket end with flexible shaft means you will be able to apply ample pressure at any angle without the usual slipping.



T711 Flexible Driver For Worm Drive Clips

SEE PAGE 27 FOR THE NEW AQUAMATIC INTERTAPS

15mm Isolating Valves

Available for copper to hose e.g. appliances such as dishwashers and washing machines, and copper to copper. B38 is the same as B39 but has a check valve, so is perfect for filters, R.O.'s etc. Use with P676 (3/8) or P703 (1/4) adaptors or standard hose fittings.

- B25 15mm Isolating Valve
- B38 15mm x 3/4 Iso Valve w/check
- B39 15mm x 3/4" Ball Valve
- B507 Tee Type Ball Valve
- P934 15mm JG Isolating Valve

Lever Ball Valve

Full bore long lever valve.

- B523 15mm Long Lever Ball Valve
- B524 22mm Long Lever Ball Valve
- B525 28mm Long Lever Ball Valve



SPEED-FIT PLUMBING FITTINGS

15mm Speed-fit

We stock a basic range of 15mm fittings including pipe inserts, a stem elbow and an isolating valve.



- B826 15mm x 1/2" JG Coupling
- P120 15mm Speedfit Stop End
- P121 15mm Speedfit Elbow
- P126 15mm Speedfit Tee
- P127 15mm Speedfit Coupling
- P620 15mm x 1/2" Male Adaptor
- P902 15mm J.G. Pipe Insert
- P934 15mm Speedfit Isolating Valve
- P935 15mm Speedfit Stem Elbow

22mm Speed-fit

By customer demand we now have a range of 22mm Speedfit fittings.



- P133 22mm Speedfit Stop End
- P134 22mm Speedfit Elbow
- P135 22mm Speedfit Tee
- P136 22mm Speedfit Coupling
- P137 22mm x 15mm Speedfit Reducer



WRAS Approval

Unless stated otherwise, all items in a box with the WRAS logo shown here, have been tested and approved by WRAS

Speedfit Tube Fittings



Use for joining tube or connecting on to unthreaded tails e.g. our push-fit faucets or stem adaptors.



- P105 1/4" Elbow
- P106 1/4" Coupling
- P107 1/4" Tee
- P109 3/8" Tee
- P110 3/8" Coupling
- P111 3/8" Elbow
- P112 3/8" x 1/4" Reducer
- P680 3/8" x 1/4" Reducing Elbow

Rigid Elbows



REMEMBER WHEN DESCRIBING TO SPECIFY TUBE SIZE FIRST FOLLOWED BY THREAD SIZE.

Male thread x Speedfit elbow. Useful for filter housings and RO systems.




- P911 1/4" x 1/4" Rigid Elbow
- P912 1/4" x 3/8" BSP Rigid Elbow
- P914 3/8" x 1/4" BSP Rigid Elbow
- P915 1/4" x 1/8" NPT Rigid Elbow
- P917 3/8" x 3/8" BSP Rigid Elbow
- P940 3/8" x 3/8" BSP White Rigid Elbow

Tap Adaptors



REMEMBER WHEN DESCRIBING TO SPECIFY TUBE SIZE FIRST FOLLOWED BY THREAD SIZE.

Tap adaptors are probably one of our most popular items. The 7/16" sizes are for use with faucets, while the 1/2" sizes will convert any 1/2" B.S.P. thread to take tube.



- P113 1/4" x 7/16" Tap Adaptor
- P114 3/8" x 7/16" Tap Adaptor
- P115 1/4" x 1/2" Tap Adaptor
- P116 3/8" x 1/2" Tap Adaptor
- P635 10mm x 1/2" Tap Adaptor
- P637 10mm x 7/16" Tap Adaptor

Male Adaptors



REMEMBER WHEN DESCRIBING TO SPECIFY TUBE SIZE FIRST FOLLOWED BY THREAD SIZE.

Very popular fittings for use primarily on filter housings but can also be used for a variety of other applications e.g. in-line filters, R.O. membrane housings and shut-off valves.



- P117 1/4" x 3/8" Male Adaptor
- P118 3/8" x 3/8" Male Adaptor
- P119 1/4" x 1/4" Male Adaptor
- P123 3/8" x 1/4" Male Adaptor
- P128 1/4" x 1/8" Male Adaptor
- P129 3/8" x 1/8" Male Adaptor
- P620 15mm x 1/2" Male Adaptor
- P636 10mm x 1/2" Male Adaptor
- P670 6mm x 1/4" Male Adaptor
- P931 3/8" x 1/2" Male Adaptor
- P938 1/2" x 1/2" Male Adaptor

Bulkhead Connectors



Three sizes of bulkhead connectors in stock now.



- P924 1/4" Bulkhead Connector
- P925 1/2" Bulkhead Connector
- P927 3/8" Bulkhead Connector

Speedfit Check Valves



Single check valves, speedfit connections both ends.



- P648 3/8" J.G. Check Valve
- P910 1/4" J.G. Check Valve

Prices are in GBP and exclude VAT

Stem Fittings



A range of useful stem fittings. Elbows are helpful when sharp bends are required.




- P108 1/4" Stem Elbow
- P124 3/8" Barb x 3/8" Stem
- P125 3/8" Stem Elbow
- P605 1/4" Tube x 3/8" Stem Reducer
- P675 1/2" Barb x 3/8" Stem
- P908 3/8" NPT x 3/8" Stem
- P913 1/4" x 3/8" Stem Elbow
- P923 1/8" x 1/4" Stem
- P926 1/2" x 3/8" Reducing Stem
- P928 15mm x 3/8" Reducing Stem
- P930 15mm x 3/8" Stem Adaptor

Stop Ends & Plugs



Useful fittings for plugging existing components or capping tubes.




- P662 1/4" Stop End
- P663 3/8" Stop End
- P664 1/4" Plug
- P665 3/8" Plug

Speedfit Isolating Valves



Simple isolating valves for filters and R.O. systems. P672 and P673 are straight in-line ball valves for 1/4" and 3/8" tube respectively. P919 is 1/4" bsp male x 1/4" Speedfit. All make for quick and simple cartridge changes. P682 and P683 are for 15mm pipework and include a check valve.



- P672 1/4" Ball Valve
- P673 3/8" Ball Valve
- P682 15mm x 1/4" Iso Valve w/check
- P683 15mm x 3/8" Iso Valve w/check

1/2" Fittings



A limited range of 1/2" fittings and reducers are available from stock.




- P925 1/2" Bulkhead Connector
- P926 1/2" x 3/8" Reducing Stem
- P938 1/2" x 1/2" Male Adaptor
- P939 1/2" Stem Elbow

5/16" Fittings



A limited range of 5/16" fittings and reducers are available from stock.



- P122 3/8" x 5/16" Reducing Elbow
- P641 5/16" x 1/4" Reducing Elbow
- P643 5/16" Elbow
- P644 5/16" Coupling
- P674 3/8" x 5/16" Reducer

Metric to Imperial Adaptors



From time to time you may need to get from 10mm to 3/8" or from 6mm to 1/4". Here are the adaptors you need.



- P966 10mm x 3/8" Adaptor
- P967 6mm x 1/4" Adaptor

15mm x 3/8 JG Coupling



New from JG is this coupling that goes straight from 15mm copper or plastic to 3/8 tube. At last.




- P960 15mm x 3/8 JG Coupling

Brass Adaptors


A range of various useful brass adaptors. B863 & B894 are used to convert compression fittings to accept hose connectors. B805 allows Speed fit fittings to be connected to a 3/4" BSP fitting e.g. washing machine valves. See below for more on B895.

- B805** 3/4" x 3/8" Brass Adaptor
- B863** 3/4" BSP x 15mm Brass Adaptor
- B894** 3/4" BSP x 22mm Brass Adaptor
- B895** 3/4" Flat Face x 15mm Brass Adaptor



Connector Nipples

A range of plastic and brass nipples. Primarily used for joining filter housings but can be used for some other applications.



- B56** 3/4" Brass Hex Nipple
- F261** 3/8" Nipple
- F274** 1/2" Nipple
- P701** 3/4" x 3/4" Hex Nipple

Reducers


2 new reducers are now in stock. 1" x 3/4" reducing nipple and 1" female x 3/4" male which is handy for softeners that have a 1" thread and you wish to use 3/4" hose connectors - you will need P955 fibre washer.



- P941** 1" M x 3/4" M Plastic Reducing Nipple
- P957** 1" F x 3/4" M Plastic Reducer

3/4" Flat face x 15mm Brass Adaptor

Another useful adaptor. Can be used on a 3/4 valve to provide a 15mm tail. A good example of this would be to retrofit a PRV to a softener. Simply remove the inlet hose and put this adaptor onto the valve with a nut (B862) connect the PRV and use B863 adaptor to get back to hose. Easy.



- B895** 3/4" Flat Face x 15mm Brass Adaptor

Plastic Reducing Bushes

Simple plastic bushes for reducing thread sizes. Primarily used in filter housings.



- P630** 3/4" x 1/2" Plastic Bush
- P631** 1/2" x 3/8" Plastic Bush
- P677** 3/4" x 3/8" Plastic Bush

3/4" BSP x Push-fit

These fittings can be used to convert any 3/4" B.S.P. thread to 3/8" or 1/4" tube e.g. appliance valves or outside tap thread. May also be used with nipple (P156) to connect 3/8" or 1/4" tube to a hose connector.



- P676** 3/4" BSPF x 3/8" Speedfit Adaptor
- P703** 3/4" BSPF x 1/4" Speedfit Adaptor
- P906** 3/4" BSPM x 3/8" Speedfit Adaptor

**DID YOU KNOW THAT
YOU CAN DOWNLOAD
UNPRICED COPIES OF THIS
CATALOGUE FROM OUR
WEBSITE**

WWW.AQUAMATIC.CO.UK

Drain Air Gaps

For a long time now we have had customers asking for an air gap for the drain connection on softeners and RO's which complies with the relevant regulation. There have been various items available (mainly products made for the American market) but they tend to be large and expensive. We now have the answer !!! This product has been developed for the British market. This fitting has a lot of benefits, a few of which are listed here:-

Reasonable cost

Small size

Can be used for softeners and/or RO's

Optional saddle and trap

Unique design allows fitment to any make of 1½" waste pipe

Is available for 3/8" or 1/2" drain line, both have 1/4" str spigot for RO connection

Easy to install - simply make a normal stand pipe with trap (or tee into an existing one) and solvent weld or silicone into place.

Alternatively use the Gap Trap Kit on existing waste pipes.



- P920 Drain Air Gap 1/2" Barb
- P921 Drain Air Gap 3/8" Speedfit
- P950 Gap Trap Kit 1/2"
- P951 Gap Trap Kit 3/8"




Plumbing Out Kits

The ever popular plumbing out kit is now also available in white. Apart from the more attractive colour, the white version has crosshead screws for easier installation and is less costly too. Both are available with a 1/2" fitting or 1/2" and 3/8" fittings. Alternatively buy the adaptor separately and keep for the odd occasion when you need it. See page 18.



- P162 Plumbing Out Kit 1/2"
- P907 Plumbing Out Kit 3/8" & 1/2"



- P162W White Plumbing Out Kit 1/2"
- P907W White Plumbing Out Kit 3/8" & 1/2"

Overflow Elbow

P646. Simple water softener 1/2" brine tank elbow.



- P646 1/2" Overflow Elbow

Drain Vent

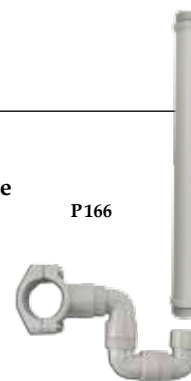
P164. Should you need to run drain hose outside install this as close to the softener as possible to allow air to enter the pipe and thus prevent freezing. Take note of direction arrows and secure with 'O' clips or Herbie clips.



- P164 Drain Vent

Mini Stand Pipe Kit

This fast flow kit is widely used for the drain connection for water softeners. Its versatility and universal fitting means it will suit most applications. Supplied with cutting tool.



- P166 Mini Stand-pipe Kit

Prices exclude VAT

Compression Fittings

15mm Compression Fittings



- B40 15mm Comp Elbow
- B41 15mm Comp Coupling
- B42 15mm Comp Tee
- B43 15mm Comp Stop End
- B48 1/2" MI Coupling
- B49 1/2" FI Coupling
- B52 1/2" MI Elbow
- B53 1/2" FI Elbow
- B821 22mm x 15mm 3pc Reducing Set

22mm Compression Fittings



- B44 22mm Comp Elbow
- B45 22mm Comp Coupling
- B46 22mm Comp Tee
- B47 22mm Comp Stop End
- B50 3/4" MI Coupling
- B51 3/4" FI Coupling
- B809 15mm x 3/4" MI Coupling
- B810 22mm x 15mm Comp Reducer

Stopcock

B14. Basic 15mm compression stopcock.



B14 15mm Stopcock

28mm Fittings



- B814 28mm x 1" MI Coupling
- B815 28mm x 1" FI Coupling
- B816 28mm Comp Coupling
- B817 28mm Comp Elbow
- B818 28mm Comp Tee
- B819 28mm x 22mm 3pc Reducing Set
- B820 28mm x 15mm 3pc Reducing Set
- B823 28mm x 22mm Comp Reducer
- B825 22mm x 1" MI Coupling
- C90 28mm x 22mm E/F Reducer

End Feed Fittings



15mm End Feed Fittings



- C80 15mm E/F Coupling
- C81 15mm E/F Elbow
- C82 15mm E/F Tee
- C83 15mm E/F Street Elbow
- C84 15mm E/F Stop End

22mm End Feed Fittings



- C85 22mm x 15mm E/F Reducer
- C86 22mm E/F Coupling
- C87 22mm E/F Elbow
- C89 22mm E/F Tee

Prices exclude VAT

Single Check Valves



These are the ideal valves for the installation of water softeners. They are very small and compact and require no extra fittings. All this for a very reasonable price. Connections are CxC.



- B26 15mm Check Valve
- B27 22mm Check Valve
- B877 28mm Single Check Valve

Double Check Valves

Very reasonably priced double check valves for use primarily with outside taps but also suitable for any other application where a double check valve is required. Connections are C X C compression.



- B35 15mm Double Check Valve
- B875 22mm Double Check Valve

Double Check Isolating Valve

B517. This is a very neat, compact and reasonably priced fitting that is ideal for use with outside taps (or any other application that requires a double check valve).




- B517 Double Check Isolating Valve

Hose Union Bibcocks



B12. Standard garden tap available with or without double check valve. B13 double check valve version also has a drain point.

B22. This is a new style of garden tap. The difference is that this one is a lever operated ball valve, thus offering better flow rates and ease of use, especially for older users or those with Arthritis etc. (not WRAS approved)




- B12 1/2" Hose Union Bibcock
- B13 1/2" Hose Union Bibcock W/ D/Check
- B22 1/2" Hose Union Ball Bibcock

Backplates/Wallplates

B11. Standard backplate elbow for use with any of the taps here.

Pre-soldered Wallplate (not WRAS approved)

A pre-soldered wallplate for use with outside taps. It comes with 350mm or 600mm of 15mm copper already attached, so all you need to do is drill the hole for the tube and screws then make the relevant connections inside. A real time saver.



- B11 1/2" BSP Backplate Elbow
- B866 Wallplate w/Copper Attached 600mm
- B867 Wallplate w/Copper Attached 350mm



WRAS Approval

Unless stated otherwise, all items in a box with the WRAS logo shown here, have been tested and approved by WRAS

SEE PAGE 16 FOR JG SPEED-FIT CHECK VALVES

Surestop Remote Mains Water Switch



This recent development is a really clever and useful idea. With this installed it is possible to turn the water off as easily as turning off the light. This is a real bonus as the stopcock is nearly always in an inaccessible place or is seized up just when you need it most. Installation is simplicity itself as all you need to do is cut the main after the existing stopcock (don't we do this on every job anyway?) and fit the valve onto the pipe with the Speedfit connectors. The switch is then installed in a convenient location up to 4 metres away e.g. above the worktop or just inside a cupboard door, and the connection is then made with two 4mm tubes.



- G603 15mm Surestop Valve w/remote
- G604 22mm Surestop Valve w/remote

Opella Needle Valve

P666. Manufactured from acetal co-polymer this fitting is totally lead free and has a built in check valve. Connection is 1/2" B.S.P. Use Speedfit Tap adaptors P115 for 1/4" tube or P116 for 3/8" tube.

P666



LIMITED QUANTITY AVAILABLE. WHEN THEY'RE GONE THEY'RE GONE

- P666 Opella Needle Valve

LEAK DETECTOR AND WATER METER

Water Leak Detector and Alarm

Waterdetect is a small self contained, battery operated leak detector that can be placed anywhere in the house. If it detects a leak via the probes on the bottom of the unit it will sound an alarm. When the battery needs changing it will warn the owner in a similar way to a smoke alarm. A simple low cost solution for peace of mind in some situations. Comes with battery.



- G610 Waterdetect Alarm

Water Meter

This meter can be mounted either horizontally or vertically. It has a digital readout and rotary sub-dials with a flow indicator and revolving face. Very small and neat for a meter, only 110mm between the flanges, it comes with 15mm compression tails which can be removed leaving 3/4" B.S.P. flanges suitable for hose connectors.



G602

- G602 Water Meter

SEE PAGE 30/31 FOR FRANKE FILTERFLOW & ABODE 3 WAY TAPS

Pressure Reducing Valves

Top quality pressure reducing valves with excellent flow rates. Pre-set to either 5bar or 3bar. This component may be dismantled for cleaning or repair without being removed from the pipework. May also be adjusted on site if required - use the screw on top of valve. 1" version B94 requires 2 x B815 FI fittings if you wish to connect to copper.

- B7 15mm PRV 5bar/75psi
- B8 15mm PRV 3bar/45psi
- B9 22mm PRV 5bar/75psi
- B93 Gauge for B94 PRV
- B94 1" BSP male PRV w/gauge port



B7 5 BAR
B8 3 BAR



B9



B93




B94



Inline P.R.V.

A small simple inline valve for protecting filters, coolers etc from high pressure. This is fixed at 50psi and comes with mounting clip and 1/4" or 3/8" speed fit connections. Most chillers have a maximum limit of 50 psi so this is a simple solution to this problem.



P952



P953

- P952 1/4" Inline Pressure Reducing Valve
- P953 3/8" Inline Pressure Reducing Valve

Pressure Test Kit

Simple test kit utilising our liquid filled gauge. Fittings included allow for connection to outside taps, hoses, or washing machine/appliance valves.



T710

- T710 Pressure Test Kit

Fluidmaster Float Valves



The Fluidmaster (S209) offers good flow rates and more reliable operation. Use with any meter controlled softener to provide consistent flow rates. NOW HAS BRASS TAIL to prevent crossed threads.



S209

- S209 Fluidmaster Float Valve

Water Block

P918. This item is used in the supply to any water using appliance such as filters, coolers, dishwashers etc. As it is 3/4" female x 3/4" male it simply connects inline with the hose. In the event of more water being used than it is set for, i.e. a leak, it will shut off the supply and prevent any water damage. The amount of water used can be adjusted when it is installed. This product can give a lot of peace of mind for a modest cost.



P918

- P918 3/4" Water Block

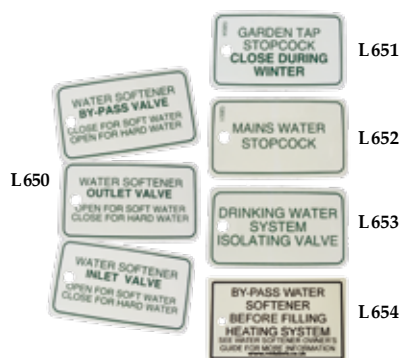


WRAS Approval

Unless stated otherwise, all items in a box with the WRAS logo shown here, have been tested and approved by WRAS

Valve Labels

Made from plastic, these labels make identification of valves very easy for all customers. By-pass labels are supplied as a set, all others are supplied individually. All supplied with ties for attaching to pipe or valve.



- L650 By-pass Label Set
- L651 Garden Tap Label
- L652 Stopcock Label
- L653 Drinking Water Label
- L654 Boiler Bypass Label

Boiler Bypass Label

An addition to our range of labels. This is for customers who have a boiler with an aluminium heat exchanger. It tells them to bypass the softener when filling the heating system so that the boiler manufacturers cannot claim that the soft water has damaged the boiler. Simply attach to the valve on the filling loop of the boiler.



L654 Boiler Bypass Label

Silicone Grease

Available in a tube or a spray can. Use for lubricating rubber seals, 'O' rings etc.



- S206 Silicone Spray
- S218 Silicone Grease

Amberclens

Since we showed this aerosol cleaner in our first catalogue it has become extremely popular. Primarily introduced for its suitability for cleaning softeners etc. We have had customers saying that they have used it on anything from televisions to windscreens. Thoroughly recommended.



S215 Amberclens

Salt Scoop

Simple plastic salt scoop.



S220 Plastic Salt Scoop

Cable Ties

These ties are very useful for tidying hoses, tubes etc to give your installations a neat professional look. Useful for a variety of other purposes as well.



S191 Cable Ties (pack 100)

PTFE Tape

P163 P.T.F.E. Tape



Tub Of Big Wipes

A useful thing to keep on the van. Good for cleaning hands as well as paint, grease, adhesive, silicone, bitumen and much more. 80 wipes per tub.



S187 Tub Of 80 Big Wipes

**SEE PAGE 30/31 FOR FRANKE
FILTERFLOW & ABODE 3 WAY
TAPS**

T.D.S. Meter

A good quality pocket TDS meter. It features a temperature function and hold facility as well as a leatherette case.



T709 Pocket TDS Meter

Tank Air Gauge

T707. Very accurate simple gauge for testing the air pressure in R.O. storage tanks.



T707 R.O. Tank Air Gauge

Pressure Gauge

T706. These gauges are filled with glycerine to provide accurate readings with no shock. Scale is 0-300 P.S.I. Stainless case with 1/4" bottom inlet connection. A must for all installers and service personnel.



T706 Liquid Filled Pressure Gauge
T710 Pressure Test Kit

Small Tube Cutter

Small cutter for use on all 3/8" and 1/4" tubes.



T704 Small Tube Cutter

JG Hose and Tube Cutter

Large hose cutter made by John Guest is for use on all of our hoses and tubes.



T705 Large JG Hose Cutter

Total Hardness Test Kit

This kit comes in a durable waterproof container, and is very quick and simple to use to give results of water hardness in ppm. Very competitively priced too.



T715 Total Hardness Test Kit

Hardness Stop/go Test Kit

T713. Small, easy yes/no test kit. Simply fill to 20mm mark, put in 1 tablet. Colour indicates either hard or soft. Cheap enough to give away for customer reassurance.



T713 Hardness Stop/Go Test Kit
T714 Bottle of 250 Stop/Go Tablets

Soft Water Test Kit

Use this Soft Water Soap Test Kit for a quick check to see if the water is soft. One drop of the solution will give you a quick answer.



T718 Soft Water Yes/No Soap Test

Hose and Tube Cutter

Large hose cutter is for use on all of our hoses and tubes.




T703 Large Hose Cutter

QUICK TIP

Did You Know that orders over £250 excluding VAT are shipped carriage free to the UK mainland

Duo Faucet Range

The new Duo range will be the same size and spec as the previous version (including the popular pushfit stem) plus they are all laser printed with "Drinking Water", in addition each one will be supplied with both standard and long reach spouts so that you will always have both types available for installation. Simply use which one is required and discard the other. They are also supplied in individual boxes for better protection in transit and in your stores/vans. As if this wasn't enough, by buying direct we have secured a lower price too. They are also available with tube attached with either 1/4" or 3/8" tube.



Push-Fit Faucets

Everybody knows that the worst part about installing faucets is getting under the sink to make the tube connection. This faucet is the answer. All you need to do is drill the hole and fit the faucet in the usual way. Then simply attach a 3/8" Speed-fit fitting to the tube (either a straight connector - P110, elbow - P111 or a reducer - P112), reach under and push onto the straight tail of the faucet. Simple and versatile, the answer to your worst nightmares.



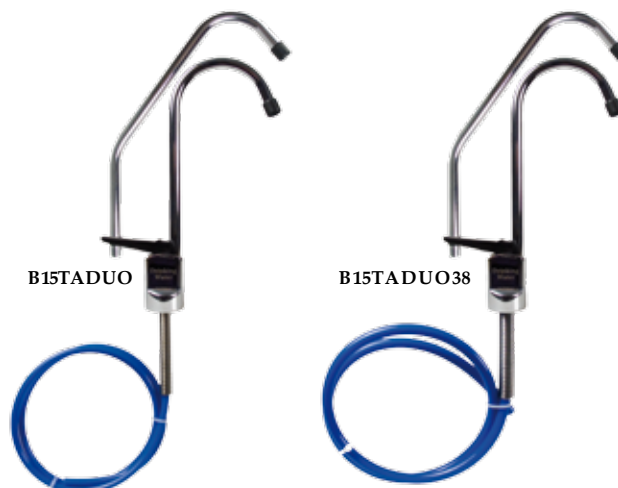
B15PDUO Chrome Push Fit Duo
B15PADUO Almond Push Fit Duo
B15PWDOU White Push Fit Duo

B15PSCDUO Satin Chrome Push Fit Duo
B15PBDOU Brass Push Fit Duo

PLEASE NOTE THAT WHILST THE STANDARD CHROME FAUCET WILL CONTINUE TO BE AVAILABLE, THE COLOURED VERSIONS ARE DISCONTINUED AND WILL NO LONGER BE AVAILABLE WHEN EXISTING STOCK RUNS OUT

Tube Attached Faucets

For those who prefer not to have to crawl under the sink to connect the tube these faucets have a 3' length of 1/4" or 3/8" tube already attached. All other features are the same as the push-fit faucets above including the dual spouts and laser printing. Please note that if you are installing the 3/8" version you will need a larger wrench and drill bit (or use a cone cutter).



B15TADUO Tube Attached Faucet Duo
B15TADUO38 Tube Attached Faucet 3/8 Duo

6 in 1 Quarter Turn Push Fit Multi Tap

This unique tap brings 6 options in one box. 3 different handles and 2 different spouts means that just one product will provide a choice of 6 styles from 1 box. So easy, so useful, so cost efficient. Your customers will be impressed with the choice, you will be impressed with price and convenience. **This tap comes with quarter turn ceramic disc operation as well as the popular pushfit stem.** Packed in an individual box for protection in transit and storage. This product has proven to be very popular.

THIS ONE PRODUCT CAN MAKE ANY OF THESE !!!



B15QTMULTI Quarter Turn Push Fit Multi tap

FAUCET TOOLS & TAP ADAPTORS

Tap Adaptors

Adaptors for Threaded Faucets

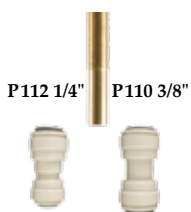
All faucets with threaded stems have a 7/16\" tail. You therefore need one of these adaptors. P113 for 1/4\" tube. P114 for 3/8\" tube.



- P113 1/4\" x 7/16\" Tap Adaptor
- P114 3/8\" x 7/16\" Tap Adaptor

Adaptors for Push Fit Faucets.

These are the adaptors for any of our pushfit faucets.



- P110 3/8\" Straight Coupling
- P112 3/8\" x 1/4\" Reducer

Adaptors for 1/2\" Tails

Standard taps have 1/2\" tails.



- P115 1/4\" x 1/2\" Tap Adaptor
- P116 3/8\" x 1/2\" Tap Adaptor

Faucet Tools

Faucet installation tool

B514 is purpose made for installing faucets. Quick to use, even in the tightest spots.



- B514 Faucet Installation Wrench

Faucet Box Spanner

B515 is a useful box spanner for installing faucets. Comes with a bar, but is sometimes easier to use an adjustable wrench to turn it.



- B515 Faucet Installation Box Spanner

Monobloc Spanners

A useful set of box spanners for installing most types of monobloc mixer taps. 3 pieces (6 sizes) T716 bar.



- T716 Monobloc Spanner Set


APL Intertap

A lot of thought and effort has been put into this product and it is now the new everyday tap for most installations and is far more popular than the old touch type taps which have been around forever and are now somewhat dated. With it's modern good looks and a whole host of useful features as well as a very realistic price, we are sure you will be impressed. Please take a moment to check out the features below.



Modern Styling

To suit the majority of modern sinks/kitchens



Now also available in Brushed Nickel

Fixed Sanitip

No more cracked plastic ends

Retained Spout

Retained by threaded cap and circlip, not just screwed into body

Plastic Internals

Combined with alloy body and brass stud and spout helps reduce cost and lower lead content

7" Spout

Not too long, not too short. Will still reach sink from worktop but not overly long so that it's in the way. High enough for kettles and carafes but not too high that it overpowers existing tap

Long Lever

Easy for the elderly, children or arthritis sufferers

Ceramic Disc Valve

For easy, smooth operation and greater reliability. Can also be easily cleaned or replaced in situ

'O' ring Base Seal

No unsightly black washers



Intermediate Size

Fits right in the middle of the current range

3" or 4" Stud

With the popular pushfit tail. Simply use large or small lower body to adjust length



Optional Lower Body

Has smaller diameter for tight corners and also allows longer stud for thick worktops

B20 APL Intertap Chrome

B20BN APL Intertap Brushed Nickel

Watch this space

Franke Filterflow Taps

Franke Filterflow taps are tried and trusted with a well recognized name. All come with all the necessary fittings/valves/connections required for installation. As these taps are made for the UK market, they are suitable for both vented and unvented systems. These are obviously slightly pricier than the imported taps, but the quality and the fact that they are guaranteed and supported nationwide means that you can install these with confidence.

Our part numbers and prices are for the tap only. Should you so desire, their filter is still available as a separate kit and is listed below. Alternatively any of our filters can be used with these.

Please note that in order to make the price attractive, we make less margin on these, so we regret that we are unable to offer the free carriage on Franke products, unless delivered with other goods which exceed £250.



B222 CORINTHIAN



B226 OLYMPUS



B228 DORIC



B330 KUBUS

- B222 Franke Corinthian Chrome tap only
- B223 Franke Corinthian Silksteel tap only
- B226 Franke Olympus Chrome tap only
- B227 Franke Olympus Silksteel tap only
- B228 Franke Doric Chrome tap only
- B229 Franke Doric Silksteel tap only
- B330 Franke Kubus Chrome tap only
- B331 Franke Kubus Silksteel tap only
- B221 Franke Zurich Chrome tap only

B230 Franke Filter Kit For All Filterflow Taps



B221 ZURICH



B230



**DON'T FORGET WE CAN SUPPLY
ANY FRANKE PRODUCT**

Gosford & Atlas 3 Way Taps

These 3 way taps offer a quality product without a filter so that you can use your own (or preferably one of ours) at a reasonable price. All are made for the UK market so are suitable for both vented and unvented water systems and are supplied with all the fittings suitable for connection to 15mm. Filter connection is 1/4" but supplied with fittings for both 1/4" and 3/8" tube.

MADE FOR UK SO SUITABLE
FOR ALL PLUMBING TYPES
15MM TAILS FOR THE BEST FLOW
RATES



B335 GOSFORD CHROME



B336 GOSFORD BRUSHED NICKEL



B337 ATLAS CHROME



B338 ATLAS BRUSHED NICKEL

- B335 Gosford 3 Way Tap Chrome
- B336 Gosford 3 Way Tap Brushed Nickel
- B337 Atlas 3 Way Tap Chrome
- B338 Atlas 3 Way Tap Brushed Nickel

Cartridge for Abode Aquifier

Replacement filter cartridge for Abode Aquifier filters



- F280 Cartridge for Abode Aquifier

DON'T FORGET WE CAN SUPPLY ANY ABODE PRODUCT

Omnipure Valve in Head System

This system from Omnipure requires no tools or isolating valves to change the cartridge, the valve is automatically turned off as you unscrew the cartridge (by hand) and turned back on again when the cartridge is replaced. Available with G.A.C, Carbon block or G.A.C./Phosphate for scale reduction. Connections are now 3/8" JG (F339).



F339
3/8" SPEEDFIT

BRACKET INCLUDED WITH HEADS



- | | | | |
|-------------|--------------------------------|-------------|---------------------------|
| F328 | 8" G.A.C. Cartridge | F329 | 8" G.A.C./Phos Cartridge |
| F330 | 8" Carbon Block/Phos Cartridge | F339 | Valved Head W/Brkt 3/8"F |
| F408 | 12" G.A.C./Phos Cartridge | F409 | 12" KDF Cartridge |
| F446 | 10" G.A.C./Phos Cartridge | F495 | 8" Carbon Block Lead/Phos |
| F496 | 14" Carbon/Resin Cartridge | | |

Omnipure In-line Filters


These are very popular in R.O. applications as pre and post filters. All have 1/4" female connections except F393 which is 3/8". F308 is a 6" carbon post filter for R.O. systems. F393 is 6" carbon/phosphate.



- | | |
|-------------|----------------------------------|
| F308 | 6" In-line Carbon 1/4"F |
| F333 | In-line Carbon 1/4"F T33 |
| F393 | SCL6 6" Inline Carbon/Phos 3/8"F |

In-line w/speedfit fittings

F302 is carbon only whilst F321 is carbon/phosphate, both have 1/4" JG. F381 is carbon but with 3/8" JG connections. F415 is a remineralisation post filter for R.O systems. It has 3/8" JG connections.



- | | |
|-------------|--------------------------------------|
| F283 | Inline Carbon Block 1/4" Speed-fit |
| F302 | In-line Carbon 1/4" Speed-fit |
| F321 | In-line Carbon/Phos 1/4" Speed-fit |
| F381 | In-line Carbon 3/8" Speed-fit |
| F415 | Remineralisation Cart 3/8" Speed-fit |

Cartridges for Omnipure RO

F386 is the 10" T28 prefilter whilst F387 is the 10" T33 post filter. Encapsulated 35 GPD TFC membrane is F388. The 2 cartridges can also be used with any of the above heads.



F386

F387

- F386 10" G.A.C T28 For RO
- F387 10" G.A.C. T33 For RO

Cartridge Cross Reference

K2333BB	F308
K2520JJ	F283
K2528BB	F333
K2528 or 33 or 36JJ	F302
K2533BB	F333
K2533KK	F381
SCL6	F393
B/Q5428 or 33	F328
B/Q5486	F329
B/Q5420P	F330
B/Q5528	F386
B/Q5533	F387
B/Q5572	F388
B/Q5415P	F495
B/Q5586	F446
B/Q5667	F409
B/Q5686	F408
B/Q5750	F496
Suffix BB = 1/4" F. JJ = 1/4" Speedfit. KK = 3/8" Speedfit	

DOULTON FILTERS & CANDLES

Doulton Housing and Candles

Doulton plastic housing (HIP) incorporates 3/8" push-fit fittings and comes with bracket. This housing takes any of the candles shown here with the short mount.

- F348 Supercarb Candle 10"
- F349 Ultracarb Candle 10"
- F353 Plastic Housing 3/8" Speed-fit

F353



F348
Supercarb
F349
Ultracarb



Note the doughnut 'O' ring and 3/4" long thread

Doulton Cartridges for 10" Housings

These cartridges are suitable for use in standard 10" housings

- F350 Supercarb Cartridge imperial 10"
- F351 Ultracarb Cartridge imperial 10"

F350

Supercarb

F351

Ultracarb



Doulton Candles for Franke

F359. Replacement for Franke cartridges. Thread mounts are M15 and have a further 'O' ring on the tip of the thread. F359 has flat bottom which fits all Franke housings except the very latest ones with the candles with red caps. For these you need F369. This is the same apart from the spigot having no threads. (see photos on right for more detail).

- F359 Ultracarb for Franke w/flat bottom
- F369 Franke Red Cap Equivalent Ultracarb

Note the thin 'O' ring and additional 'O' ring on tip of thread



F359



Ultracarb with flat bottom

Note the 'O' ring only with no thread. This is for the latest type with red caps

F369



G.A.C. Filter Kit

K223. Now using the 3G housing and B20 faucet. This is our most popular kit. Used primarily for taste and odour removal. It is also upgradeable to an H.M. filter. Cartridges should be changed at 6 monthly intervals. A lower cost option is available using the F250 housing.

K223



K223 GAC Filter Kit 3/8"
K223A GAC Filter Kit 3/8" w F250hsg

H.M. Filter Kit

K225. Now using the 3G housings and B20 faucet. This is a very popular kit as it offers all the taste improving qualities of a carbon filter combined with the peace of mind of heavy metal removal. Cartridges are 5 micron sediment (F254) and CBR (F256). Cartridges should be changed at 12 monthly intervals. A lower cost option is available using the F250 housings.

K225



K225 HM Filter Kit 3/8"
K225A HM Filter Kit 3/8" w F250hsgs

Doulton Kits

Complete kit ref K260 with housing, Supercarb candle, B20 tap, isolating valve, tube, instructions etc. Also available with Ultracarb candle - K265.

K260 Doulton Supercarb Kit
K265 Doulton Ultracarb Kit

K260 SUPERCARB
K265 ULTRACARB



Whole House Filter Kits

We can supply a kit for a whole house filter for customers wishing to filter all the water in the house. We have 4 options here using the Big Blue housings. 10" is suitable for smaller houses and any property with a storage tank. Any property with an unvented system will probably need a 20" housing. They can be supplied with a carbon block for customers wishing to remove chlorine, or a sediment cartridge for water that may be dirty. (It is not recommended to remove chlorine from water that will subsequently be stored in an open loft tank). These kits are supplied with a strong stainless bracket, spanner and fittings for connecting to 3/4" hose connectors for easy installation with hoses. They may be installed with their own bypass set (use the relevant size) or possibly share the bypass with a softener, in which case you will need another hose. Alternatively they can be hard plumbed in the copper. Change times will depend on water quality and usage.



K210 Whole House Filter Kit 20" Carbon
K212 Whole House Filter Kit 10" Carbon



K211 Whole House Filter Kit 20" Sediment
K213 Whole House Filter Kit 10" Sediment

Filter Isolating Valves

Simple isolating valves for filters and R.O. systems. P672 and P673 are straight in-line ball valves for 1/4" and 3/8" tube respectively. All make for quick and simple cartridge changes.



- P672 1/4" Ball Valve
- P673 3/8" Ball Valve
- P682 15mm x 1/4" Iso Valve w/check
- P683 15mm x 3/8" Iso Valve w/check

Slimline Filter Brackets

Single or double brackets for slimline housings only. All supplied with screws.



- F258 Single Bracket
- F259 Double Bracket

Boxes


If you are offering a replacement cartridge service to your customers then you will need a box to post them in. These boxes are suitable for 10" cartridges, candles and membranes. Light construction for minimum postage charge. Now redesigned for latest postal sizes.



- F264 Single Cartridge Box
- F442 Double Cartridge Box

Mounting Clips

F270. Fits all of our in-line filters. F423 clips 2 together.



- F270 Clip for In-line Cartridges
- F423 Double 2" Clip for Inline Cartridges

Housing Wrenches

Our whole range here. Ensure you order the correct one. See housings for details.



- F260 Wrench for Slimlines
- F277 Wrench for No10 & No20 Housing
- F354 1/2 Round Filter Wrench
- F377 Wrench for 20" Big Blue
- F405 Wrench for 10" Big Blue

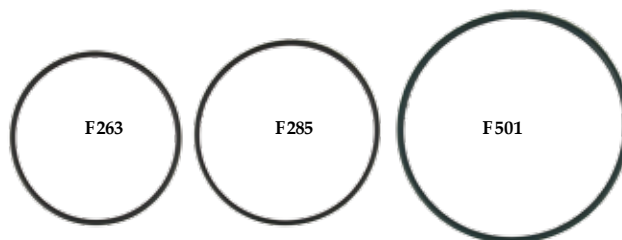
Connector Nipples

A range of plastic and brass nipples. Primarily used for joining filter housings but can be used for some other applications.



- B56 3/4" Brass Hex Nipple
- F261 3/8" Nipple
- F274 1/2" Nipple
- P701 3/4" x 3/4" Hex Nipple

Replacement 'O' Rings



- F263 'O' Ring for Slimline Housing
- F285 'O' Ring for no10 Housing
- F501 'O' Ring for 10" & 20" Big Blue Housing

Slimline Housings

All tried and tested Genuine Pentek (formerly Ametek) slimline housings. F450 & F465 are the later 3G type housings. They all take the standard 10" cartridges on the opposite page. Shown here are the relevant brackets, spanners and suggested fittings.

3/8" HOUSINGS



1/2" HOUSINGS



- B48 1/2" MI Coupling
- F250 3/8" Slimline Housing Blue
- F258 Single Bracket
- F260 Wrench for Slimline
- F265 1/2" Slimline Housing
- F465 3G S/L Housing 1/2" Blue
- P118 3/8" x 3/8" Male Adaptor

- B826 15mm x 1/2" JG Coupling
- F251 3/8" Slimline Housing White
- F259 Double Bracket
- F261 3/8" Nipple
- F450 3G S/L housing 3/8" Blue
- P117 1/4" x 3/8" Male Adaptor
- P620 15mm x 1/2" Male Adaptor

10" Economy Housing

A new welcome addition to the range is this economy housing. It has an opaque bowl, pressure release button and **comes complete with wrench, bracket and screws.** This is a genuine Pentek product. Takes all standard 10" cartridges. 3/4" Ports. Bushes are available to reduce the port size if required.



F275 Economy 10" Hsg w/brkt & wrench

3/4" No10 Housings

Heavy duty housings from the 3G range. For use where higher flow rates are required. Accepts all standard 10" cartridges. Connections are 3/4" B.S.P. female. Shown with relevant spanners and brackets.



- F266 3/4" no10 Housing
- F267 'L' Bracket for no10 Housing
- F277 Spanner for no10 Housing
- F366 3/4" no10 Housing Clear

Products with part numbers in **red** may have to be ordered

SEE PAGE 34 FOR FILTER KITS

Carbon Cartridges

We keep a good range of carbon cartridges including granular, granular/phosphate, carbon block, carbon block/heavy metals, silver carbon, extruded carbon. Many other styles are available. Please ask.



- F252 10" GAC Cartridge
- F256 10" CBR Cartridge 0.5mic
- F334 10" Matrikx Cartridge 5mic

- F253 10" TSGAC Cartridge
- F257 10" CBC Cartridge 0.5mic
- F361 10" Silver GAC Cartridge

Sediment Cartridges

The most popular sediment cartridges are Osmonics Purtrex. Available in 1, 5, 10 or 20 micron. Also in stock are 10 and 20 micron wound 10" cartridges. All others are available. Please ask.



- | | |
|-----------|-----------|
| F3701MIC | F32510MIC |
| F2545MIC | F43820MIC |
| F34210MIC | |
| F26220MIC | |

- F254 10" 5mic Sediment Cartridge
- F262 10" 20mic Sediment Cartridge
- F325 10" 10mic Wound Sediment Cartridge
- F342 10" 10mic Sediment Cartridge
- F370 10" 1 mic Sediment Cartridge
- F438 10" 20mic Wound Sediment Cartridge

Special Cartridges

This range includes phosphate dosing, nitrate removal and mixed resin. F326 is simple insert which will convert any double open ended cartridge e.g. CBC or CBR into a scale reducing system.



- F307 PCC1 Phosphate Cartridge
- F317 Nitrate Cartridge
- F318 10" Mixed Resin Cartridge
- F326 Phosphate Insert

Refillable & Dealk Cartridges

On several occasions we have been asked for a dealk cartridge. We now have cartridges available to fill this gap in standard 10". All are refillable if required and we can supply packs of resin if required. Please contact us if you require further information.



F323 EMPTY
F435 DEALK

- F323 10" Empty Filter Case
- F435 10" Refillable Dealk Cartridge

Matrikx Carbon Block Filters


We stock a limited range of Matrikx extruded carbon cartridges. Others are available to order.



- F334 10" Matrikx Cartridge 5mic
- F335 20" Matrikx Cartridge 5mic

20" Housings and Cartridges

20" housing with 3/4" ports. Cartridges shown are in stock with many more available to order. The relevant spanner and bracket is shown along with some suggested fittings. See also Matrikx for further 20" cartridges.




- B50 3/4" MI Coupling
- F267 'L' Bracket for no10 Housing
- F293 3/4" no20 Housing
- F297 20" 5mic Sediment Cartridge
- F335 20" Matrikx Cartridge 5mic
- P701 3/4" x 3/4" Hex Nipple

- B809 15mm x 3/4" MI Coupling
- F277 Wrench for no10 Housing
- F294 20" GAC Cartridge
- F313 20" 20mic Sediment Cartridge
- F364** 20" Mixed Bed Resin Cartridge

Big Blue Housings and Cartridges

Where higher flow rates and/or capacities are required (for example with whole house systems on unvented systems) these may be the filters for you, available in 10" or 20" with 1" threads. Many other cartridges are available to order. The relevant spanner, bracket and fittings are shown.



- B814 28mm x 1" MI Coupling
- F338** 20" Big Blue Carbon Block 5mic
- F372 20" Big Blue Sediment Cart 20mic
- F374** 10" Big Blue Wound Sed Cart 10mic
- F402 Bracket for Big Blue Housing
- F404 10" Big Blue Housing 1"
- F417 10" Big Blue CBC Cartridge
- F477 10" Big Blue Sediment Cart 10mic

- B825 22mm x 1" MI Coupling
- F365 10" Big Blue GAC Cartridge
- F373** 20" Big Blue Sediment Cart 5mic
- F377 Wrench for 20" Big Blue
- F403 20" Big Blue Housing 1"
- F405 Wrench for 10" Big Blue
- F418 10" Big Blue Sediment Cart 20mic
- F478** 20" Big Blue Sediment Cart 10mic

Products with part numbers in **red** may have to be ordered

PTL Valved Head Filter System

We now have in stock a very economical encapsulated filter system. These systems feature a concealed integral wall bracket, 1/4" pushfit fittings and a valved head for easy cartridge change. Cartridges are 5m carbon block, so ideal for taste/odour applications. Change 6 monthly. RO system also available see below.



- F480 PTL 1/4" Valved Single Head
- F482 PTL Sediment Cartridge 5M
- F484 PTL Double Unit Sed/Carbon

- F481 PTL Carbon Block Cartridge 1M
- F483 PTL 1/4" Valved Double Head
- F490 PTL Single Unit Carbon

PTL R.O. System

Economy R.O. system available as a complete kit with tank, airgap tap, saddle valve, drain clamp and tubing, or just the R.O. unit only.



- F487 PTL R.O. Unit Only
- F481 PTL Carbon Block Cartridge (2reqd)

- F488 PTL R.O. Complete System
- F489 PTL R.O. Membrane

SEE PAGE 28 FOR THE NEW AQUAMATIC INTERTAP

Puroline R.O. System Complete Kit

This is a well proven and high performing system that we have had built to our specification. It is pictured here and has the following features:-

- 4 stage filtration system
- 50 GPD TFC Osmonics Desal membrane
- All JG fittings
- 3/8" tubing from tank to tap for faster flow rate
- Auto shut-off valve
- 4 Gallon storage tank
- APL Intertap (see page 28)
- Drain air gap with trap (see page 19)
- Colour coded tubes and fittings for easy installation
- Leaflets are available.



F358 COMPLETE KIT

Puroline R.O. System Only

F358-1 Some customers have requested this system only option. As above but without tap and drain components.



F358-1 SYSTEM ONLY

- F358 4 Stage RO System 50GPD Complete Kit
- F358-1 4 Stage RO System only
- Either of above with Eco Membrane (see below)



The replacement filters & membrane for this system are listed here. Replacements for other systems are shown opposite.

- F254 10" 5 Micron Sediment Prefilter
- F341 50 GPD TFC Membrane

- F334 10" Matrikx Carbon Block Prefilter
- F381 10" In-line Carbon Post Filter

New Eco Membrane

One of the issues we hear about with RO's, is that they are not very efficient. Typically the ratio is 4:1, i.e. for every 1 litre of product water produced, 4 litres have run to drain. Pentair have released a new membrane that is 1:1 ratio which is obviously far more efficient for a similar performance. This is an encapsulated membrane and with speedfit connections for an easy, sanitary installation. We can supply this as a kit with relevant check valve and flow restrictor to retrofit to existing systems, or membrane only for future changes. Very easy to convert and only around 2" longer.

New systems can also be ordered with this membrane.



- F343 Pentair Eco Membrane 50GPD Supplement to new F358 RO System

- F344 Eco Membrane Initial Conversion Kit

R.O. Booster Pump

The key to good performance from any R.O. system is pressure. Unfortunately not all properties have sufficient pressure (usually a min requirement of 40 psi) to run an R.O. system effectively. The answer in this case is to fit a pressure booster pump. This pump is designed for use with R.O. systems up to a capacity of 50 gpd. It will take pressures as low as 10 psi and boost it to 110 psi. 1/4" Speedfit fittings are built into the head to ensure quick and easy installation. Supplied with a transformer as well as vibration damping mounting and tank shut off switch. Also included is an inline strainer F414 which should be fitted to protect the unit. Not suitable for Merlin/PRF systems.



RO851

- RO851 RO Booster Pump

Steel R.O. Tanks

F278. Standard steel storage tank familiar to most people, is a 4 gallon tank with nominal 2 gallon storage capacity. 1/4" male connection. Can be installed on its side if necessary on the stand supplied. Also available in a 2 gallon version with nominal 1 gallon capacity. F412.



F278 4 Gallon Steel RO Tank
F412 2 Gallon Steel RO Tank

Tank Valves

Ball type angled tank valve for use on R.O. storage tanks. P625 1/4" female x 3/8" Speedfit tube connection. P626 1/4" version also available.



P625 R.O. Tank Valve 3/8"
P626 R.O. Tank Valve 1/4"

Shut-off Valve

F296. Nearly all R.O. systems incorporate a shut off valve to shut down the system when the tank is full. This one shuts off when the tank pressure is approx 2/3 line pressure and will replace most types. Connections are 1/4" pushfit.



F296 R.O. Shut-Off Valve

Drain Flow Restrictor

F319. Simple flow restrictor for use on R.O. drain outlets. Set at 300ml per min. Connections are 1/4" pushfit.



F319 Drain Flow Restrictor 300ml

Drain Saddle Clamp

F311. This is the basic drain connection for use with R.O. systems. Use with the tube attached air gap faucet to make drain connections. For 3/8 tube.



F311 Drain Saddle Clamp 3/8"

RO Membrane Housing

Standard 2 x 12 membrane housing. Also shown are the relevant fittings for use in it.



F295 R.O. Membrane Housing
P915 1/4" x 1/8"NPT White Rigid Elbow
P923 1/8" NPT x 1/4" Stem

Membrane Housing Clips

F322 Plastic clips for use with membrane housings. F336 secures inline filter to membrane housing and F423 clips 2 inline filters together.



F322 Membrane Housing Clip
F336 Double RO Clip
F423 Double Filter Clip

Check Valve Elbow

F320. Screws straight in to membrane housing to incorporate a check valve in the product water outlet.



F320 R.O. Check Valve Elbow

R.O. Membranes

We keep a good range of membranes in stock, many others are available to order.



F304 35gpd TFC Membrane
F341 50gpd TFC Membrane

T.D.S. Meter

Pocket TDS meter. Features temperature function and hold facility as well as a leatherette case.



T709 Pocket TDS Meter

Calcite Remineralisation Cartridge

We keep being asked for remineralisation cartridges for R.O.'s so we now have these in stock. Simply fit in the tube to the tap after the post filter. Best idea is to clip it to the post filter using 2 x F423

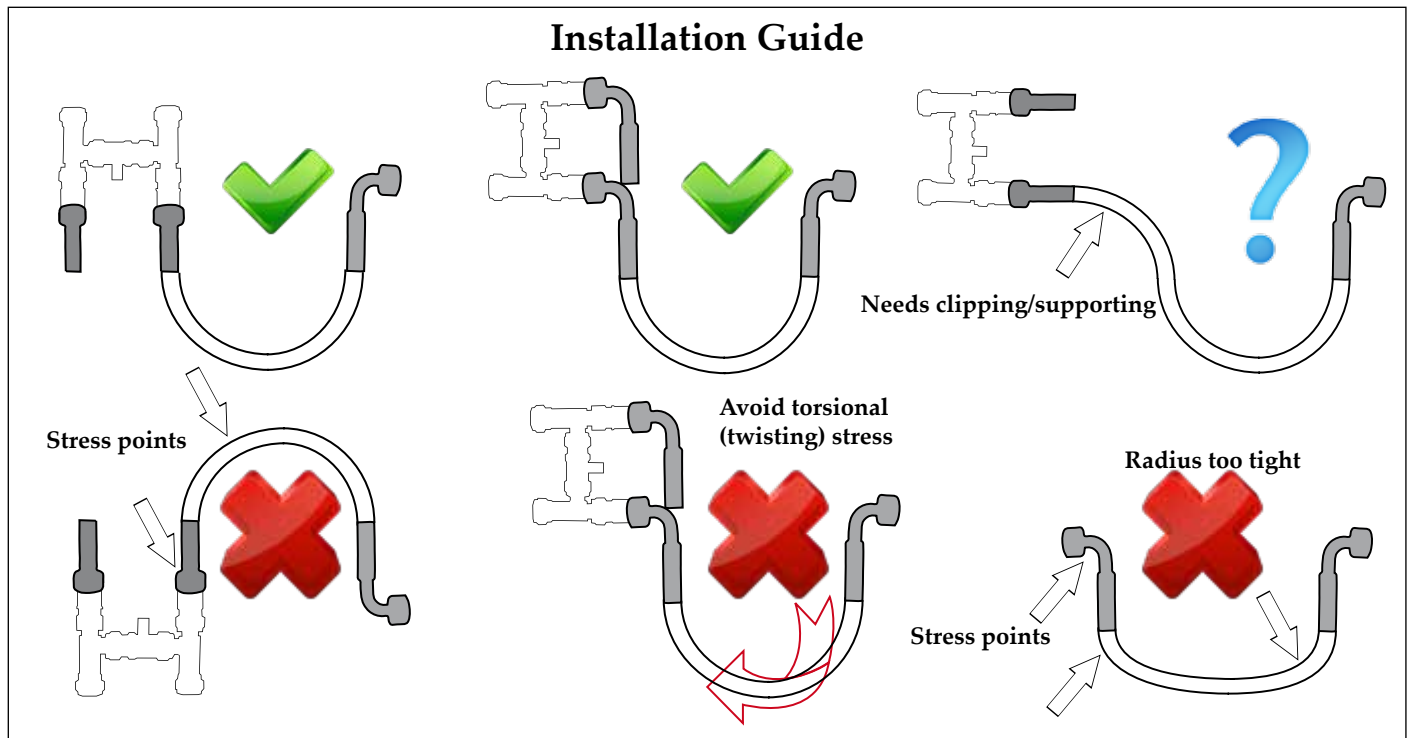


F415 10" Calcite Cartridge 3/8 s/fit
F423 Double Filter Clip

GUIDE TO HOSES AND ASSOCIATED FITTINGS

We have produced this guide to our most common hoses/tubes and their associated fittings to help you to select and use the most appropriate product for the required job. See the relevant pages in the catalogue for the full range.

Installation Guide



Product:- Assembled Hoses

Range of different hoses ready assembled for immediate use. Large range of different fittings available for many applications. Assemblies available in plastic or stainless.

Pros:-

Professional looking and ready to use. Much higher pressure rating due to machine swaged ends. Much better for DIY installations.

Cons:-

Slightly more expensive than self assembled. Not always correct length. Cannot be easily passed through walls, cabinets etc.

Tips:-

Keep a variety of lengths, formats on the van.



Product:- Stainless Hoses

Range of stainless overbraided EPDM rubber hoses available in 13, 19, and 25mm id. Suitable for use on cold and hot water. Also useful for industrial applications e.g. anti vibration for pumps etc.

Pros:-

Smart professional looking. Generally slightly more flexible than plastic hoses. Can be used on hot water.

Cons:-

Only available as assembled hose as difficult to cut and fittings need to be machine swaged with ferrules.

Tips:-

Make sure that there is no torsional stress on the hose when fitted. If necessary use grips on the ferrule and a screwdriver in the elbow to turn it to the required angle.



Product:- Reinforced Inlet Hose

Range of reinforced inlet hose available in 6,10,12 and 19mm id. Can tolerate hot water but as pressure and bore size increase temperature limits decrease so we only recommend this for use on cold water. Commonly used on mains water supply for water softeners, vending machines, coolers etc.



Pros:-

Smart looking, available as assembled hoses or can be assembled on site. Was approved product that will not grow bacteria.

Cons:-

Not recommended for use on hot water.

Tips:-

Keep away from heat sources - hot water/heating pipes/boilers etc.

Product:- Drain Hose

White unreinforced PVC hose for use on drains and overflow. Heavy duty version has thicker wall for more resistance to kinking. Must not be used on mains water pressure.



Pros:-

Low cost attractive product.


Tips:-

Remember heavy duty version uses same fittings BUT needs bigger drill and clips. Clip frequently to prevent sags and kinks.

GUIDE TO HOSES AND ASSOCIATED FITTINGS

Product:- JG Tubing

LLDP tubing which is slightly more flexible than the standard



LDP tube and is probably tougher and longer lasting.

Pros:-

Works consistently well with JG fittings (as you would expect).

Cons:-

Only available on 500' (150M) rolls.

Product:- Fittings with Captive Washer

Available for 10 & 12mm inlet hose. These are probably tougher than the standard Siroflex type and look good too. They also have the advantage that the washer does not keep dropping off, thus making the hose quicker and easier to connect. They cannot be used with filter washers.

Pros:-

Quicker easier to connect hose.

Cons:-

Cannot be used with filter/screen washers.

Tips:-

Ensure that washer retaining shoulder fits inside the valve or fitting that you are connecting to otherwise you risk a leak. This is unusual though. Beware that 12mm elbow requires nut with large hole, all others in this range require nut with small hole.



Product:- Worm Drive Clips

Standard clip which can be used in many applications. Not recommended for 19mm inlet hose. Also available in all stainless.

Pros:-

Can be reused. No special tools required.

Cons:-

Can only be tightened a limited amount (sometimes not enough).

Tips:-

Use all stainless version if corrosion is a possibility.



Product:- Herbie Clips

A quick and easy to use clip for use primarily on drain hose. We stock 2 sizes for standard drain hose and heavy duty drain hose.

Pros:-

Quick, easy to use, and does not corrode.

Can easily be undone and reused.

Tips:-

Make sure you keep both sizes if you use heavy duty drain hose.



Product:- Brass Fittings

We stock these for 12/13 mm, 19mm and 25mm hose. They can be used with brass or plastic nuts. P903/4 recommended if plastic.



Pros:-

Extremely tough and professional looking. Preferred fittings for use on hot water.

Cons:-

Pricier than equivalent plastic fittings.

Tips:-

If connecting to another metal/brass fitting use a fibre washer.

Product:- Siroflex Hose Connectors

Available in both 10mm and 12mm sizes bents and straights. Been around for years and familiar to most people. Items can be bought separately.



Tips:-

12mm straight has been discontinued (10mm version and elbows are fine)

Product:- 1 Ear Clips

Otherwise known as stepless clamps. These clips are available for 10 & 12mm inlet hose and are very popular as there is only one quick operation to secure. The tongue inside ensures a full 360° contact.

Pros:-

Quick, reliable and simple clamp.

Cons:-

Pricier than standard 'O' clips.

Tips:-

Ensure clip is at a perfect right angle to hose and that it is in the centre of the barb of the fitting. Close fully.



Product:- 'O' Clips

Standard type of hose clip. Primarily for use on inlet hose.

Pros:-

Simple established design.

Cons:-

Needs special tool to close. Cannot be reused.

Tips:-

Ensure clip is at right angle to hose and is in the centre of the barb. Recommend you use 2 clips with ears at 90° on 19mm hose. Ensure even closure of both sides.



SEE RELEVANT PAGE IN CATALOGUE FOR MORE DETAILS

Abode Taps	31	Leak Detectors	22
Adaptors	18		
Amberclens	24	Matrikx Filters	37
		Mini Stand Pipe Kit	19
Backplates/Wallplates	21		
Blanking Discs	13	Nail Clips	11
Boiler Bypass Label	24	Nipples	13,35
Boxes	35		
Brass Adaptors	18	'O' Clips	11
Bulkhead Connectors	16	OmniPure Filters	32
By-pass Tees	4	Overflow Elbow	19
Cable Ties	24	Pin Plugs	11
Cartridges	37	Pipe Covers	11
Compression Fittings	20	Plumbing Out Kits	19
		Pressure Reducing Valves	23
Double Check IsoValve	21	Pressure Test Kit	23
Double Check Valves	21	PTFE Tape	24
Doulton Filters	33	Push-Fit Faucets	27-29
Drain Components	19		
Drain Hose	10	Refillable Cartridges	37
Drinking Water Tube	10	R.O. Membranes	41
		R.O. Systems & Pumps	39/40
End Feed Fittings	20		
		Salt Scoop	24
Faucet & Taps	26-31	Sediment Cartridges	37
Filter Kits	34	Silicone Grease	24
Filter Washers	13	Single Check Valves	21
Fitting Kits	8	Speedfit Check Valves	15-17
Fluidmaster Float Valves	23	Speedfit Fittings	16
Full Flow Ball Valves	3	Stopcock	20
Full Flow By-pass Sets	5	Surestop Remote Water Switch	22
Hardness Test Kit	25	Tank Valves	41
Herbie Clips	11	Tap Adaptors	16
Hose and Tube Cutter	14	T.D.S. Meter	41
Hose Assemblies	6	Tube Attached Faucets	26
Hose Union Bibcocks	21		
		Valve Labels	24
Inlet Hose	10		
In-line Filters	32	Washers	13
		Water Block	23
John Guest Fittings	15-17	Water Meter	22
John Guest Tube	10	Worm Drive Clips	11

1. These conditions apply to all Aquamatic Products Ltd.'s (APL) sales and any variation to these conditions and any representations about the Goods shall have no effect unless expressly agreed in writing and signed by a director of APL. The Buyer acknowledges that it has not relied on any statement, promise or representation made or given by or on behalf of APL which is not set out in the Contract. Nothing in this condition shall exclude or limit APL's liability for fraudulent misrepresentation.
2. These conditions supersede any previous conditions on any other literature published by APL. Orders placed are deemed to be in accordance with these conditions which have precedence over any conditions the Buyer may wish to apply.
3. Payment. This is strictly cash with order, unless otherwise agreed in writing.
4. All price lists are subject to alteration without notice. Goods are invoiced at prices ruling at the date of despatch and orders are deemed to be placed on this basis.
5. Estimated delivery dates are those on which in good faith, we expect goods to be delivered to the Buyer. Every effort will be made to adhere to these dates. However we cannot accept responsibility for delays caused by circumstances beyond our control.
6. Acceptance of goods and liability. Any claims of damage in transit or short delivery must be notified to APL in writing within 3 days.
7. Claims of non delivery must be notified to APL within 7 days of receipt of invoice. Goods claimed to be not in accordance with the order must be retained as delivered for inspection and instruction. Failing this no liability will be accepted.
8. Product liability insurance must be carried by the Buyer against claims of damage arising from malfunction of any fittings or components supplied or any malfunction arising from their use.
9. Retention of title. Risk in the Goods sold shall pass to the Buyer at the time of delivery. Ownership of the Goods shall pass to the Buyer only when payment is made in full.
10. If the Buyer shall default in punctual payment of any sum due to us, we shall be entitled to recover any Goods seen to be our property. In addition, interest will be charged on overdue accounts.
11. (a) Alleged faulty or defective Goods shall be returned to APL's premises immediately, carriage paid and properly packed and clearly marked with the Buyer's full name and address together with a complete description of the respects in which it is alleged that the Goods are defective. Such Goods will be examined and should APL be satisfied that the Goods are defective, they will be repaired or new Goods will be supplied in exchange and the Goods so repaired or such new Goods will be delivered free of charge to the buyer at APL's expense. Provided that the foregoing warranty shall only be applicable if, upon being required by APL to do so, the Buyer proves to APL's satisfaction
 - (i) that the defect was due solely to APL's defective workmanship;
 - (ii) that no alteration or repairs have been made to the Goods except with specific written consent;
 - (iii) that the defect or defects were not caused by incorrect or negligent handling or storage, disregard of fitting instructions (where given), overloading, unsuitable application, faulty or negligent installation or any other default by the Buyer, his servants or agents.
 - (iv) That the defect was not caused by fair wear and tear, accident or any other reason beyond APL's reasonable control occurring after the date of the receipt by the Buyer.(b) All costs and expenses, including freight charges, customs duties and insurance costs incurred in returning the Goods to APL in accordance with this condition shall be to the account of the Buyer. The benefits of this warranty shall not be assigned by the Buyer.
 - (c) The warranty contained in sub paragraph (a) above does not extend to any Goods or components not manufactured by APL although supplied by APL nor does it extend to any second-hand or reconditioned Goods or components. Goods or components not manufactured by APL carry only the warranty (if any) of their makers and the buyer is entitled to benefit thereof only so far as APL has the power to transfer it.
 - (d) The terms of this condition are in lieu of all conditions, warranties or other terms as to description, fitness for purpose, condition, merchantable quality or otherwise in respect of the Goods or repaired or replacement Goods whether expressed in the contract or implied by common law, custom or statute and notwithstanding that such purpose or condition may be, may become or may have been known to APL. Apart from APL's obligation to repair or replace Goods in accordance with the terms of this condition, no liability is accepted in respect of the Goods whether for consequential loss or loss or damages to third parties or otherwise.
 - (e) APL excludes any consequential losses occurring howsoever caused.
12. Descriptions and suggestions offered by APL throughout this catalogue or via any other media are for general guidance only. The installer is responsible for ensuring that any fittings used are suitable for purpose and fitted in accordance with professional standards.

AQUAMATIC PRODUCTS LTD
HYDESTILE STUD
HAMBLEDON ROAD
HYDESTILE
GODALMING
SURREY GU8 4DE
UNITED KINGDOM
Telephone +44 (0)1483 861599
E-Mail sales@aquamatic.co.uk
www.aquamatic.co.uk

This catalogue was published in April 2018.

In order to take advantage of continuing improvements we reserve the right to change products, specifications and prices without notice.

This catalogue and all material and images contained within it are the property of Aquamatic Products Ltd. and may not be copied or reproduced in any format without express permission of Aquamatic Products Ltd in writing.

e&oe