



DRINKING WATER TAPS



T A P R A N G E B R O C H U R E

APL 3 WAY TAPS **PURPOSE MADE** FOR THE **WATER TREATMENT** INDUSTRY

HERE ARE SOME OUR BENEFITS:

- 2 Stunning Styles
- Popular 3 lever design
- High Flow capability
- Dedicated path for drinking water
- Lead free brass - when in contact with water
- Chrome or brushed nickel finishes
- 5-year warranty (T&Cs apply)

TAP RANGE BROCHURE
APL 3 WAY TAPS

CUSTOM-MADE

APL CIRRUS

B430 BN

APL STRATUS

B431 BN

APL CIRRUS

B430

APL STRATUS

B431

TAP RANGE BROCHURE
APL CIRRUS

CUSTOM-MADE

B430 APL Cirrus



THREE WAY
TAP



ULTRA MODERN WITH HIGH
GLOSS CHROME STYLED FINISH.

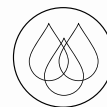
Perfect in old or new style kitchens.

FORM & FUNCTION IN HARMONY

TAP RANGE BROCHURE
APL CIRRUS

CUSTOM-MADE

B430 BN APL Cirrus




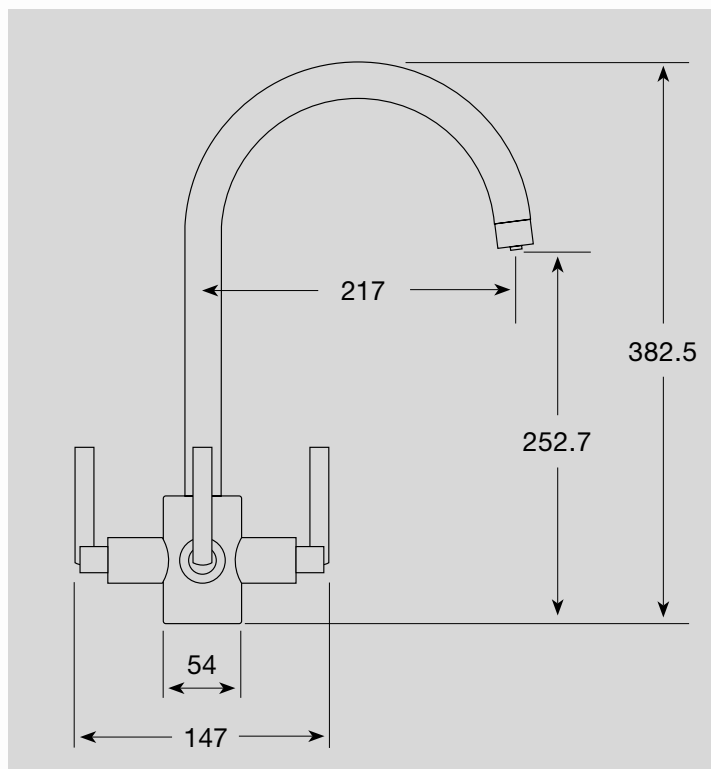
THREE WAY
TAP



BRUSHED NICKEL

CONTEMPORARY STYLING WITH
BRUSHED NICKEL FINISH FOR STYLE.

Perfect in old or new style kitchens.



TAP RANGE BROCHURE
APL STRATUS

CUSTOM-MADE

B431 APL Stratus



THREE WAY
TAP

MODERN VERSION OF A STYLISH
PAST ERA, WITH CHROME FINISH.

**Perfect for Shaker or Cottage
style kitchens.**

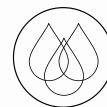


FORM & FUNCTION IN HARMONY

TAP RANGE BROCHURE
APL STRATUS

CUSTOM-MADE

B431 BN APL Stratus



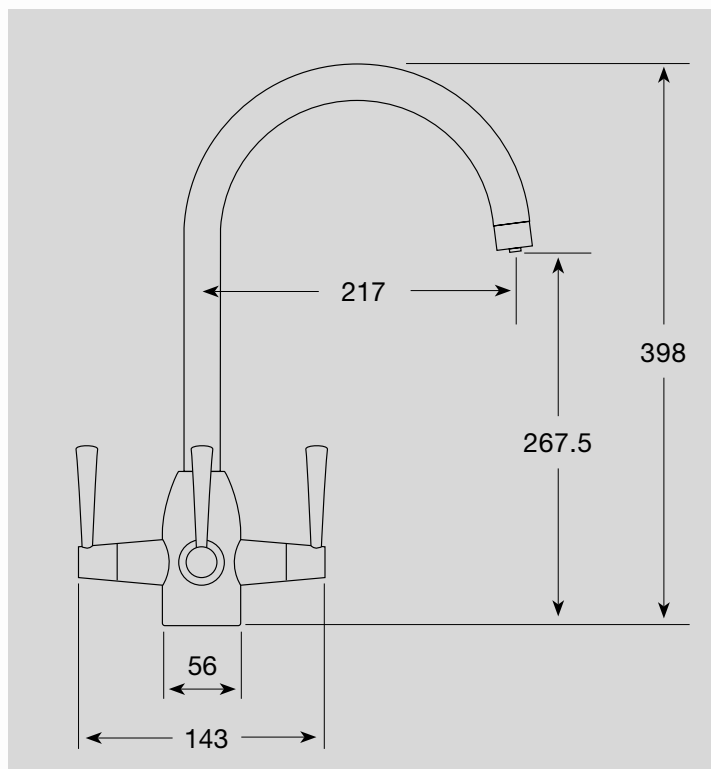
THREE WAY
TAP



BRUSHED NICKEL

BEAUTIFUL SOFT FLOWING SHAPE
WITH BRUSHED NICKEL FINISH.

Perfect in Shaker or
Cottage style kitchens.



FORM & FUNCTION IN HARMONY

TAP RANGE BROCHURE APL INTERTAP

STANDALONE DRINKING TAP

B20 APL Intertap Chrome

B20BN APL Intertap Brushed Nickel

MODERN STYLING

To suit the majority of modern sinks/kitchens

FIXED SANITIP

No more cracked plastic ends

7" SPOUT

Not too long, not too short. Will still reach the sink from worktop but not overly long so that it's in the way. High enough for kettles and carafes but not too high that it overpowers existing tap

RETAINED SPOUT

Retained by threaded cap and circlip, not just screwed into body

LONG LEVER

Easy for the elderly, children or arthritis sufferers

PLASTIC INTERNALS

Combined with alloy body and brass stud and spout helps reduce cost and lower lead content

CERAMIC DISC VALVE

For easy, smooth operation and greater reliability. Can also be easily cleaned or replaced in situ

'O' RING BASE SEAL

No unsightly black washers

3" OR 4" STUD

With the popular pushfit tail. Simply use large or small lower body to adjust length



OPTIONAL LOWER BODY

Has smaller diameter for tight corners and also allows longer stud for thick worktops



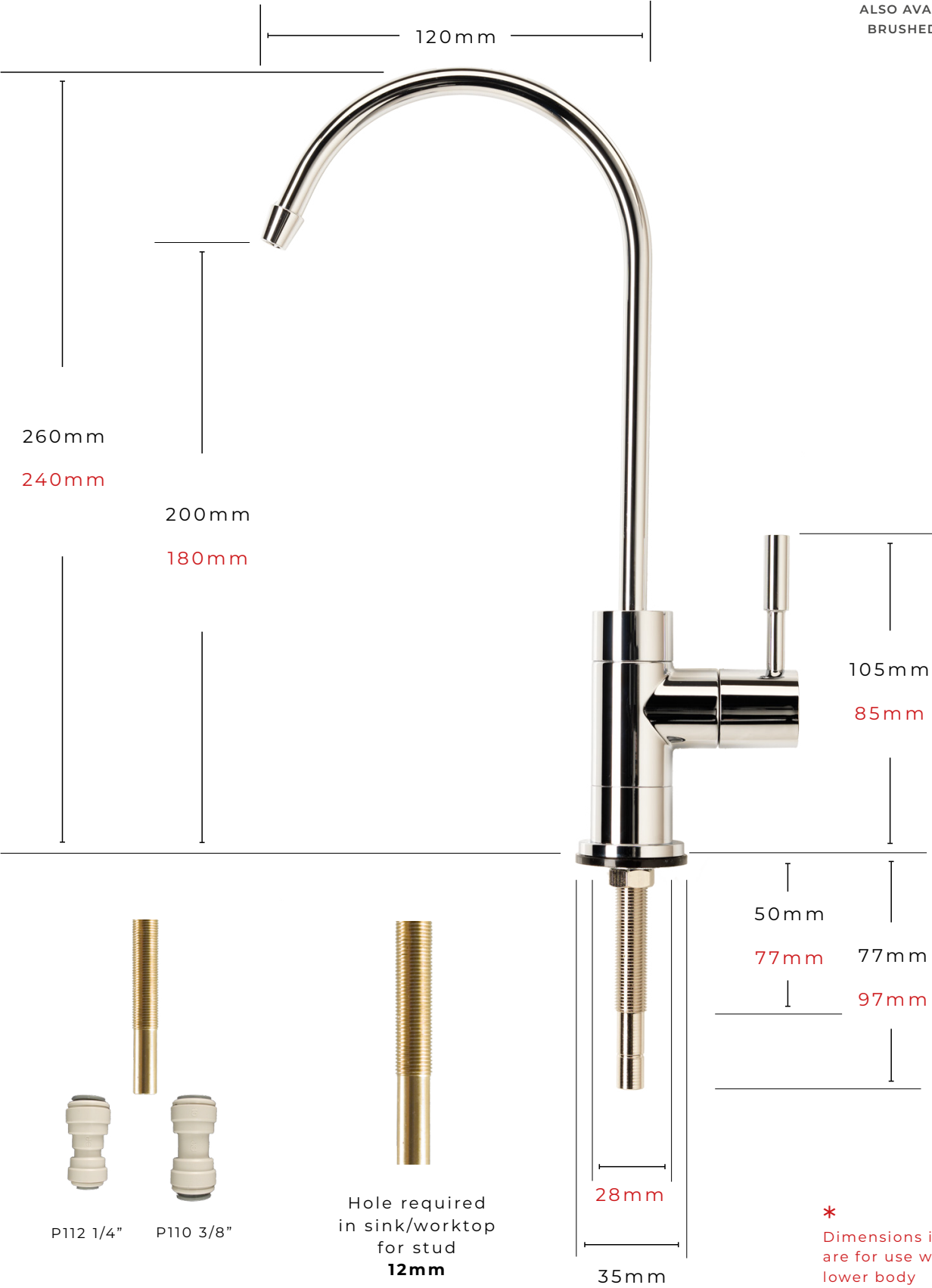
INTERMEDIATE SIZE

Fits right in the middle of the current range

DIMENSIONS



ALSO AVAILABLE IN
BRUSHED NICKEL





DRINKING WATER TAPS

Specifications and dimensions are believed to be accurate at the time of printing, however we cannot be held responsible for errors or omissions

E & OE

T A P R A N G E B R O C H U R E